



INDIA MEDICO INSTRUMENTS

AN ISO 9001 : 2000 & ISO 13485 CERTIFIED COMPANY

Equipments for :
Physical Medicine &
Rehabilitation



SERVING THE HEALTH CARE PROFESSION SINCE 1956

Product
Catalogue



INDIA MEDICO INSTRUMENTS

INDEX

PARTICULARS	PAGE NO.
1 <u>HYDRO THERAPY</u>	4-5
2 <u>HEAT & COLD THERAPY</u>	6-7
3 <u>ELECTRO THERAPY</u>	8-9
4 <u>TRACTION AIDS</u>	10-12
5 <u>SUSPENSION AIDS</u>	13
6 <u>MULTI EXERCISE UNITS</u>	14-18
7 <u>EXERCISE UNITS</u>	19-27
8 <u>TREATMENT FURNITURE</u>	28-34
9 <u>STAND-IN-FRAME</u>	35
10 <u>WHEEL CHAIRS</u>	36-37
11 <u>MOBILITY AIDS</u>	38-40
12 <u>C.P.M. UNITS</u>	41-43
13 <u>EVALUATION UNITS</u>	44-45
14 <u>MULTI- ACTIVITIES WORK-STATION (U/E)</u>	46
15 <u>SWING SYSTEM</u>	47
16 <u>SENSORY MOTOR</u>	48



INDIA MEDICO INSTRUMENTS

- Head Office** : INDIA MEDICO INSTRUMENTS
- Postal Address** : S-46, Badli Industrial Estate Phase - I (Near Sec. -18, Rohini)
Delhi - 110042
- Telephones** : Office : +91-11-47323811
Factory: +91-11-27853759, 27854071
Mobile : 09810362656, 09811433711, 09811433811
- E-Mail** : imi@indiamedico.com, indiamedico@hotmail.com,
indiamedico@outlook.com, imi@hotmail.co.in
- Website** : www.indiamedico.com, www.indiamedicoinstruments.com,
www.panchakarmaproducts.com

TERMS:

- Prices** : Price list can be had for asking.
: We always quote Ex-Factory rates.
- Packing** : Packing Charges @ 5 % on quoted rates will be charged extra.
- Sales Tax, VAT** : VAT : 5% for Firms / Institutions in Delhi state only.
CST : Central Sales Tax : 5% for unregistered Firms / Institutions.
: Central Sales Tax : 2% against Form "C".
- NOTE** : Sales Tax is also applicable on PACKING CHARGES.
- Payment** : 40% advance along with the order and balance against documents of despatch through Bank or Cash against delivery. (Transportation Charges, Octroi Charges, Bank Charges or any other Charges if any are Payable by the Buyer).
- Guarantee** : Our equipment are Guaranteed to be free from any manufacturing defect, under normal use and service, for a period of ONE YEAR from the date of despatch of equipment from our factory. If any defect is noted within this period, we will repair or replace the defective parts at our works, Free of cost. But both ways Transportation charges will be borne by the Buyer.

NOTE

Due to the nature of many of our products, colors and designs may vary from those shown. If you wish to order a specific color or design of any product, please include a note of it when ordering. Products listed within this catalog are subject to change without advanced notice. If you have any questions, feel free to contact us.



SERVING THE HEALTH CARE PROFESSION

Since 1956

India Medico Instruments, the company;

Over 60 years ago, founder Late Shri Behari Lal Arora endeavored to build a company, India Medico Instruments, based on a total commitment to customer service. Today his sons Avichal Arora, Yash Paul Arora & Rakesh Arora continue to honour the legacy with the same commitment. From its humble start of repairing Blood Pressure Apparatuses, Weighing Machines, Autoclaves, Microscopes etc., from a small shop, India Medico Instruments listened to its customers and responded to their growing needs, expanding to a large factory to include a complete line of physical and occupational therapy products, and becoming a worldwide distributor in the rehabilitation market.

Production;

Over its long history India Medico Instruments backed with ISO 9001:2000 & ISO 13485:2003 certifications & CE mark for many of its products has grown into a valued supplier of products like Traction Units, Exercise Chairs, Tilt Tables, Hi-Low Tables, Treatment Couches, Quadriceps Benches, Hand & Arm Exercise Units, Mobility Aids etc., that reflect the very latest technological developments and are designed to meet the individual and collective needs of our patrons.

Quality;

India Medico Instruments stands for quality. Good quality is essential both for you, your customers & for us. As a medical professional quality is important because your everyday professional practice depends on the proper functioning of our products.

For your patients - quality is important because, during their treatment, they depend on the correct functioning of our products for improvements in their health. For us, as a manufacturer of physical therapy equipment, quality is important because our continued existence as a company obviously depends on your success.

That's why India Medico Instruments never compromised with the quality. As a manufacturer of high quality equipment, we work with modern tools and production techniques, stringent requirements are laid down for all components & parts to ensure a high-quality product.

Contact;

Through the years, one thing that has remained constant is our founder's (Late Shri Behari Lal Arora) original commitment to their customers.

As Avichal says, "We are more than a manufacturer / supplier; we are a partner that is willing to invest our resources to develop the products and services that meet our customer's needs."

Please contact us with any questions or suggestions. We would like to hear from you.

A.K. Aurora

Mob. # 09810362656

INDIA MEDICO INSTRUMENTS

PHYSIOTHERAPY EQUIPMENT
HYDROTHERAPY TANK
IMI : 2502

IMI : 2502 HYDROTHERAPY TANK (Figure of "8"):

Full body hydrotherapy tank is fabricated out of 1.6 mm thick stainless steel sheet, tank is electrically welded and shape is modified figure "8". The overall dimensions are 264cm x 195cm x 86cm high and inside dimension are length to inset 218cm, width upper part 180cm, width of middle narrow part 89cm, width of lower part 135cm and depth is 56cm. It is equipped with 2 turbine ejectors and elevators on ball bearing carriages, one digital thermometer, two water inlets, drain and overflow pipes and standard accessories.



IMI : 2503



IMI : 2503 HYDROTHERAPY TANK (Rectangular shape):-

The compact, rectangular design, full body tank for hydro massage. The hydrotherapy tank with polished interior measures : 200cm long x 100cm wide x 50cm deep from inside. Unit comes with One motorized electric turbine ejector and aerator with turbine carriage and elevator, Digital Thermometer, adjustable Head-Rest fitted with nylon cloth. Tank is fitted with Two water inlets, One overflow and One drain fittings. Tank is finished bright from inside & painted outside.

IMI : 2506



IMI : 2506 WHIRLPOOL BATH

(For Arm, Foot & Lower Leg) :

Heavy gauge stainless steel tank sturdily fabricated & bright finished. Provides effective hydro massage of arms, hips, legs, knees and feet. Mounted on heavy duty 10cm dia four ball bearing castors. Comes complete with removable inside aluminum Seat & Arm rest. Unit is fitted with a motorized turbine ejector and aerator on a spring loaded turbine elevator, digital temp. controller & immersion heater. Provided with drain pipe for emptying. Inside measurements of tank 90cm long x 50cm wide x 70cm deep. No plumbing required.

IMI : 2507



IMI : 2507 WHIRLPOOL BATH (Large size) :

Extremity Whirl-pool is long, shallow and easily accessible to fit a variety of individual needs. Designed to treat the entire body, the unit can be beneficial for those suffering from hip and back conditions as well as upper back, neck and shoulder problems. The heavy gauge stainless steel tank is fitted with one motorized turbine ejector & aerator, digital temperature indicator cum controller and heater. Mounted on heavy duty 10 cm dia wheels. Inside measurements of tank: 120cm long x 60cm wide x 60cm deep.



IMI : 2538



IMI : 2538 CONTRAST BATH (Hot & Cold Therapy):

Suitable for treatment of arms and legs. Two stainless steel heavy gauge tanks with inside measurements of 50 cm x 38 cm x 40 cm deep are mounted on 10 cm size ball bearing rubber castors. One tank is fitted with special heating unit and the other with heavy duty cooling unit. Each tank is provided with digital Temp. Controller, pilot lights and water outlets. Both tanks are well insulated and placed side by side in a heavy tubular steel frame covered with painted steel sheet. Works on 220 V.



IMI : 2536

IMI : 2536 IMICO COLD THERAPY UNIT (With 6 Packs):

Made out of heavy gauge stainless steel sheet. Tank is fully insulated in between top and sides. Fitted with heavy duty cooling unit and Digital Temp. Controller. Mounted on 3" sizes ball bearing rubber castors for easy mobility. Comes with 6 standard gel packs (Size 25 x 30 cm). Finished bright inside and special paint outside.



IMI : 2521

IMI:2521 MOIST HEAT THERAPY UNIT (Table Model):

Made out of heavy gauge stainless steel sheet, double walled, well insulated in between. Overall size 38 cm x 30 cm x 51 cm high. Fitted with 1000 watts immersion heater, pilot light and thermostat for heat control. Comes with 4 standard steam packs.



IMI : 2522

IMI : 2522 MOIST HEAT THERAPY UNIT (Junior, Mobile):


Made out of heavy gauge stainless steel sheet, double walled, fully insulated in between. Overall size 45cm x 30 cm x 75cm high. Fitted with 2000 watts immersion heater, pilot light and thermostat for heat control. Comes with 8 steam packs. (Five standard, one half, one neck and one. full back size)



IMI : 2523

IMI : 2523 MOIST HEAT THERAPY UNIT (Senior, Mobile):

Made out of heavy gauge stainless steel sheet, double walled, well insulated in between. Overall size 60 cm x 40 cm x 76 cm high. Fitted with 2000 watts immersion heater, pilot light and thermostat for heat control. Comes with 12 steam packs of different sizes (6 standard size, 2 half size, 2 neck size and two full back size).



IMI : 2525

IMI : 2527 IMI : 2528 IMI : 2526

IMI : 2525 STEAMPACK:

Steam packs are made of strong water absorbing fabric containing special gel crystals which absorb many times its own volume of water and retain heat for pretty long time. Packs can be applied again and again for moist heat therapy.

IMI : 2525 Standard Size 25 x 30 cm.

IMI : 2526 Half Size 12 x 30 cm.

IMI : 2527 Contour Shape 16x 60 cm.

IMI : 2528 Full Back Size 25 x 50 cm.



IMI : 2515

IMI : 2515 PARAFFIN WAX BATH (For Arm, Hand & Foot): Internal wax tank made out of stainless steel sheet. The top has a aluminum cover and the edges of the bath has a laminated wooden rim, works on electricity 220-240 V. Provided with special wax immersion type heater and thermostat to control temperature. Externally finished oven baked. Wax Chamber size 50cm x 35cm x 25 cm., Comes with Six kg wax.



IMI : 2516

IMI : 2516 PARAFFIN WAX BATH (For Arm & Hand): Internal wax tank made out of stainless steel sheet. The top has a aluminum cover and the edges of the bath has a laminated wooden rim, works on electricity 220-240 V. Provided with special wax immersion type heater and thermostat to control temperature. Externally finished oven baked. Wax Chamber size 40cm x 20cm x 20cm., Comes with Three kg wax.

IMI : 2518 PHYSIO-WAX (Special):

Special quality, formulated wax with low melting point (52°C), for use in Paraffin wax bath.

IMI : 2519 PARAFFIN WAX REFILLS (Imported):

Most refined and purest form of medical grade quality paraffin wax with low melting point for use in wax bath for fomentation. Soft and supple - will not crack.



IMI : 2519

IMI : 2559 INFRA RED LAMP (150 watts, Floor Model):

Floor stand model for IR radiation treatments. IR bulb of 150w is fitted in metal casing with auto- matic cut off timer of 30 minutes. Adjustable arm permits wide range of adjustments. Mounted on wide base with ball bearing casters. Comes with suitable power cord.



IMI : 2559/2565

IMI : 2559A INFRA RED LAMP, Non Luminous (750watts, Floor Model):

Nickel-chromium resistance wire embedded into a ceramic casting provides uniform heat transmission. 96% thermal efficiency with low element surface temperature and NO-visible light is produced. IR element of 750w is fitted in metal casing with automatic cut off timer of 30 minutes & intensity control switch.

IMI : 2565 ULTRA VIOLET LAMP (Floor Model):

Floor stand model for Ultraviolet radiation treatments. UV bulb of 300w is fitted in metal casing with automatic cut off Timer of 30 minutes. Adjustable arm permits wide range of adjustments. Mounted on heavy duty base fitted with ball bearing casters. Comes with suitable power cord.

IMI : 2561 INFRA-RED LAMP (450 watts, Three Bulbs, Floor Model):

Floor stand model lamp for IR Radiation Treatments. Specifications: • Infra-Red Bulbs: Three IR Bulbs of 150w each are fitted in a metal casing with wire guard. • Intensity Control: Fitted with intensity control switch to control out-put. • Timer: Automatic cut off Timer of 30 minutes. • Construction : Bulbs are Mounted on wide powder coated base with lockable ball bearing casters. • Placement : Adjustable Arm permits wide range of adjustments in Height and Length for proper placement of heating lamps.

IMI : 3153 VIBRATOR / MASSAGER (Portable, electrical)

Hand-held portable massager combines a vertical motion with a irregular rotary motion which raises massaging effects. The temperature of Heating Part rises maximum up to "55 degree.C" for more effective treatment. The heavy duty vibrator with wide square base & Four attachments; stimulate, massage, encourage blood circulation, accelerates metabolism and relaxes muscular tension. Works on 220V AC



IMI : 2561



IMI : 2561



IMI : 2573

IMI:2573 SHORTWAVE MEDICAL DIATHERMY-500w.:

High power medical diathermy incorporating a high power transmitting oscillator Valve & solid state rectifiers; provides R.F.power upto 500 watts for intense deep tissue heating with out discomfort at the surface. Housed in an elegant MOBILE CABINET & designed to meet heavy work load in a hospital.

SPECIFICATION:-

- * Frequency : 27.12MHz.
- * Output. : Continuous, maximum: 500 watts.
- * Intensity. : Adjustable, in 5 steps.
- * Electrodes. : One pair Condenser pads with felt spacer & cover. Size:15cm x 25cm.
- * Tuning : Manual, with tuning control knob.
- * Timer. : 30 minutes timer with Auto-cut.
- * Cooling. : With 10cm dia. instrumental fan.
- * Voltage. : 220-240V.
- * Accessories. : (a)- One, pair condenser Pads cable. (b)- One, Power Main cable. (c)- Spare Fuses. (d)- One, Shortwave Test Tube. (e)- Two, Velcro Strap to tie / hold condenser pads with the body. (f)- One, automatic voltage stabilizer.

IMI: 2601 MUSCLE STIMULATOR:

The IC based Diagnostic cum Therapeutic unit, suitable taking S.D. Curve is a marvel of electronics. The combination unit produces four different types of stimulating current i.e Galvanic, Interrupted Galvanic, Faradic & Surged Faradic for S.D.Curve plotting and therapeutic use Output is smoothly adjustable from 0-135 volts.

The stimulating current outputs are as under:

- * GALVANIC. : Continuous well filtered D.C upto 135 volts for a maximum of 0-75mA load.
- * INTERRUPTED GALVANIC. : Pulse duration -0.01, 0.03, 0.1, 0.3, 1,3,10,30,100,300 m sec.
- * FREQUENCY : 6,18,30 per minute 1,3,5,10 30,50,100 per sec.
- * SURGED-FARADIC : Faradic pulse of 0.6 m sec duration.
- * FARADIC : Contraction duration: 2 - 4 seconds.
- * FARADIC : Comprises of 80 pulse per second, each pulse of 0.6 ms width.
- * ACCESSORIES : Inactive & Active Plate Electrodes. 3, Ball tip Electrode with Handle. 2 pair, Electrodes Wires.



IMI : 2601

IMI: 2615 INTERFERENTIAL THERAPY UNIT :

Interferential current stimulation is effective upon the Nerves, Muscles, Arteries and Veins. The current is able to penetrate tissues to a much greater depth, with a soft stimulative effect, thus assuring an exclusive range of application. Comes with following specifications.

- * Carrier Frequency : 2 Khz and 4 Khz.
- * Base AMF : 0 to 150 Hz.
- * Sweep AMF : 0 to 100 Hz
- * Spectrum : 3 Position 1) Rectangular 1/1 s.
2) Trapezoidal 1/5 s.
3) Linear 6/6 s.
- * Therapy Mode : 2 pole, 4 pole, 4 pole vector
- * Intensity : 0-100 MA continuously adj.
- * Intensity Balance : Available.
- * Out-Put : 3 digit indicator continuously indicates real patient current
- * Timer : 0 to 99 minutes digital Timer.



IMI : 2615



IMI : 2592 ULTRASOUND THERAPY UNIT (Digital, Pre Programmed):- Micro-Processor based, computerised ultrasound therapy unit gives you a choice of treatment modes Continuous or in Three Pulsed wave forms, The compact digital unit with built in timer and user friendly control panel gives a wide range of treatment situations.



IMI : 2592

SPECIFICATION:-

- * Programme. : 24 Preset Programmes.
- * U. sound Frequency. : 1 MHz.
- * Output Mode. : Continuous & Pulsed.
- * Variable Pulsed Frequency. : 16Hz, 48Hz, 99Hz.
- * Intensity, Continuous Mode : 0 to 2 watts/cm sq.
- * Pulsed Mode : 0 to 3 watts/cm sq.
- * Treatment Head. : One.
- * Effective Area of Radiation : 5 sq. centimeters.
- * Treatment Timer. : 1 to 60 minutes, with buzzer at the end of time.
- * Accessories. : Ultra-sound Gel bottle.
- * Power Required : 220V.AC, 50 Hz.

IMI : 4103 ULTRASOUND THERAPY UNIT

(1MHz, 3MHz with Dual Head):- Solid-state, Dual frequency, Dual Head, Ultrasound Therapy unit with following specifications :

- Model : Therasound 3.5 (Rich-Mar, USA).
- * Out-put Frequency : Two, 1 MHz & 3 MHz.
- * Treatment Head : Therapy HAMMER HEAD. It combines 2cm square & 5cm square Soundheads in ONE.
- * Out-put Modes. : Continuous & Pulsed. (Adjustable in 5% increments).
- * Display. : Digital output display.
- * Timer. : Digital, Auto-cut & Beep.
- * Power. : 220 V. AC. 50Hz.



IMI : 4103



IMI : 4153

IMI-4153 MULTI-PULSE STIMULATOR (Winner ST2):

Microprocessor controlled Stimulator with FIVE waveforms therapies on TWO independent channels for wide variety of treatment options. FEATURES

- Model : Winner ST 2. Rich-Mar, USA.
- * Stimulation Therapies : FIVE waveforms available on Both channels.
 1. Quadpolar IFC : 5000 Hz carrier frequency with normal Modes.
 2. Pre-Mod IFC : 5000 Hz carrier frequency with Normal, Surge, Co-Cont and Alt Modes.
 3. High Volt : HV pulsed current twin square wave, with Normal, Surge, Co-Cont, and Alt Modes.
 4. Russian Stim. : 2500 Hz Carrier frequency with Normal, Surge, Co-Cont, and Alt Modes.
 5. Micro current : 3 to 1000 Hz Pulse rate in normal Mode.

- * Stimulation Channels : Two.
- * Programmable Therapy. : 25 therapy Profiles for customized treatments.
- * Display. : Control dial & easy touch buttons with LED indicators.
- * Power Supply : 220V AC.

IMI : 2631 TRANSCUTANEOUS NERVE STIMULATOR (Tens Digital):- Imported, light weight, pocket model, Two channel, Digital Tens, works on three AA battery cells. It utilizes solid state circuit to provide maximum reliability and stability.

Special Features:

- * Six different stimulation modes.
- * LCD display & digital operation.
- * Intensity adjustable to 0 - 9.
- * Two channel output.
- * Preset 10 minutes Timer.
- * Large buttons for easy operation.
- * Maximum output 200 Hz for more severe pain.



IMI : 2631



IMI : 2724

IMI-2724 .CERVICAL & LUMBER TRACTION PACKAGE :

Microprocessor controlled Traction system, (8) Eight Traction Modes and operation through a large LCD display & Programmable Memory but with Indigenous IMI-2731 ELECTRIC HI-LO TRACTION TABLE.

TRACTION MACHINE FEATURES :

- Traction Force : 90 kgs. maximum.
- Traction Modes (8) : Intermittent, Static, Harmonic Progressive, Regressive....
- Traction Speed : Variable Traction Speed.
- Traction Memory : Stores 20 Treatment Patterns.
- Traction Safety : A Self-diagnosis functions. Checking of the system when high force is set above 18 kg. Automatic tension release when emergencies occur.
: Display of error contents and solutions.

SPECIFICATIONS:

- Traction Force : Hold 1.8 - 90kg..
- Hold-Rest Time : 1-99 sec. Independently set.
- Treatment Time : 1 - 99 minutes.
- Traction Speed : 9 - 35 seconds to reach 90 kg.
- Zero Calibration : Automatic
- Safety Class : Class 1 Type BF, IEC 601

TRACTION TABLE with VARIABLE HEIGHT (Indigenous) :

Electrically Operated, Three section Hi-Low Table.

- Head End. : With Nose Cut-out, and Adjusts from -20 to + 20 degree.
- Lumber Section. : Friction Free Rolling Lumber Section with adjustable Machine Mount Top.
- Height : Electrically Adjusts from 55cm to 100cm.
- Accessories. : Adjustable flexion stool, Head-Halter Pelvic & Thoracic belt set with Bar.

IMI-2701

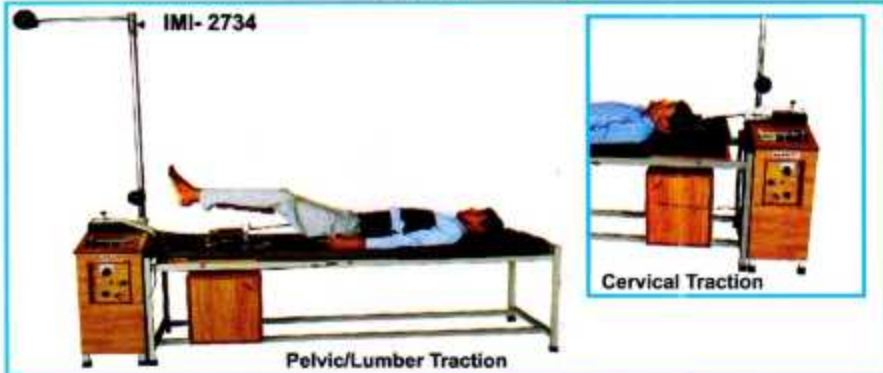


IMI-2701 .TRACTION DEVICE, Portable (Imported)

Microprocessor controlled Traction system, (8) Eight Traction Modes and operation through a large LCD display & Programmable Memory. (Without Table)

TRACTION MACHINE FEATURES :

- Traction Force : Hold 1.8 - 90kg..
- Traction Modes (8) : Intermittent, Static, Harmonic Progressive, Regressive....
- Traction Speed : Variable Traction Speed.
- Traction Memory : Stores 30 Treatment Patterns.
- Hold-Rest Time : 1-99 sec. Independently set.
- Treatment Time : 1 - 99 minutes.
- Safety Class : Class 1 Type BF, IEC 601



IMI-2734 AKAY TRACTION PACKAGE, DUO (Cervical/Lumber)

Microprocessor controlled unit with "Eight Traction Modes" is suitable for LUMBER-CUM-CERVICAL TRACTION. The control unit is based on solid state circuitry and Panel has highly visual LED digital readouts. Package comes with One Three section, fixed Height painted Bed with storage cabin underneath & Cervical Traction Pole.

TECHNICAL SPECIFICATION :

- * Therapy Modes : EIGHT Traction Modes for either Lumber or Cervical Traction, in Progressive, Regressive, Intermittent & Static modes etc.
- * Memory/Programs : 30 Treatment Patterns can be programmed & stored in non-volatile memory. (24 Programs are feeded and Six programs are Free).
- * Traction Force : Adjustable from 5 kg to 60 kg.
- * Base Force : Adjustable from 0 kg to 54 kg.
- * Traction Hold Time : Adjustable from 0 to 99 Sec
- * Base Traction Hold Time : Adjustable from 0 to 99 Sec
- * Treatment Time : Continuously adjustable from 0 to 99 minutes, with acoustic signal & automatic reduction of traction force at the end.
- * Displays : Digital display of Traction Force, Base Force, Traction Force Hold Time, Base Force Hold Time, Treatment Time & Graphical Display of Traction Mode
- * Couch/Bed : Fixed Height-70mm, foam padded top is divided in Three sections. Head section has an adjustable incline
- * Traction Pole : Pole with Two adjustable pulleys & rope for giving Cervical Traction in sitting position.
- * Accessories : Adjustable Flexion Stool, Head-Halter, Pelvic & Thoracic Belts.
- * Auto-Tension : The set traction force is adjustment. Automatically maintained throughout the operation.
- * Patient Safety : Patient Stop, hand held switch.
- * Power Supply : 220-240 V AC. (recommended to use stabilizer).



IMI-2732 AKAY TRACTION SYSTEM (Cervical):

Microprocessor controlled, floor model, unit for INTERMITTENT /CONSTANT CERVICAL TRACTION, designed for high efficiency and life long performance. The control unit is based on solid state circuitry and Panel has highly visual LED digital readouts.

TECHNICAL SPECIFICATION :

- * Traction Force : Variable from 4 kg to 60 kg.
- * Therapy Modes : EIGHT traction modes, Static, Intermittent, Progressive & Regressive etc.
- * Hold Time (Traction) : Variable from 0 to 99 Sec.
- * Rest Time (Traction) : Variable from 0 to 99 Sec.
- * Treatment Time : Variable from 1 to 99 minutes, with acoustic signal & automatic reduction of traction force.
- * Display : Digital display of Traction Forces, Times, Modes & Graphical bar & Program number.
- * Accessories : Head Halter, spreader bar & main lead.

NOTE: CHAIR IS NOT SUPPLIED WITH OR PART OF THE UNIT



Cervical Traction



Pelvic/Lumber Traction

IMI-2725

IMI-2725 AKAY HI-TRAC UNIT (Computerized, with bed)

Akay Hi-Trac micro-computer controlled unit for INTERMITTENT/CONSTANT, LUMBER-CUM-CERVICAL TRACTION is based on solid-state circuitry. Three section, Fixed Height Bed with storage cabin underneath is an integral part of the unit.

TECHNICAL SPECIFICATION :

- Therapy Modes : EIGHT Traction Modes for either Lumber or Cervical Traction, in Progressive, Regressive Intermittent and Static etc.
- Memory/Programme : 30 Treatment Patterns can be programmed & stored in non volatile memory. (24 Programs are stored and Six programs are Free).
- Traction Force : Adjustable from 5 kg to 60 kg.
- Base Force : Adjustable from 0 kg to 54 kg.
- Traction Hold Time : Adjustable from 0 to 99 Sec
- Base Traction Hold Time : Adjustable from 0 to 99 Sec
- Treatment Time : Continuously adjustable from 0 to 99 minutes, with acoustic signal and automatic reduction of traction force.
- Displays : Digital display of Traction Force, Base Force, Traction Force Hold Time, Base Force Hold Time, Treatment Time & Graphical Display of Traction Mode.
- Couch/Bed : Fixed Height-70cm, foam padded top is divided in Three sections. Head section has an adjustable incline. Comes with storage cabin.
- Accessories : Adjustable Flexion Stool, Head Halter, Pelvic & Thoracic Belts.
- Auto-Tension Adjustment : The set traction force is automatically maintained throughout operation.
- Patient Safety : Patient Stop, hand held switch.
- Power Supply : 220-240 V AC. (use stabilizer).



IMI : 2728

IMI : 2728 NICE-TRAC TRACTION UNIT (Portable):

An Portable wall mounting electronic cervical traction unit is accurate and sturdy, static or intermittent Cervical Traction is given with solid state circuitry. The motor is silent and smooth, pulls from 5 to 45 kg Treatment time is electronically controlled and digitally displayed. HOLD time and REST time are adjustable in four steps each. Comes complete with standard accessories

IMI : 2729 TRACTION CHAIR (Cervical):

Traction chair cervical useful in applying cervical traction. Chair adjusts easily up to 45° for proper flexion. Chair frame is of tubular steel with durable oven baked finish. Thick upholstery covers the seat and back rest. Overall dimensions are 55 cm wide X 90 cm long, fitted with 4 ball-bearing casters with brakes.



IMI : 2729



IMI : 2730

IMI : 2730 TRACTION TABLE (Lumber):

The fixed height upholstered traction table is ideal for horizontal cervical and lumber traction. The lumber section rolls freely on rollers for friction free lumber pull. Cervical traction angle is controlled by vertical adjustment of the Machine mounting board. Complete with storage shelf and a flexion stool.



IMI-2731 HIGH-LOW TRACTION TABLE (Electrical):

Comfortable Hi-Lo Electric, Three section table is suitable for RATION and TREATMENT Manipulation. Suitable for IMI-2721 OR IMI-2728 Traction Unit.

FEATURES:-

- * Height Adjustment. :Electrically, with Hand- switch, from 50cm to 95cm.
- * Upholstered Top Size.: 195cm long x 70cm wide.
- * Sections. : Three Sections, drop end section with Nose cut out adjusts from -20 to + 20 deg. Non friction rolling Lumber section Tilts 60 degree above horizontal.
- * Traction Support. : Traction unit can be bolted on mounted board, for Cervical and Lumber traction.
- * Accessories. : Traction Belts, Head-Halter and Flexion stool.
- * Power Supply. : 220VAC.

IMI : 2731



IMI : 2745

IMI : 2745 TRACTION SET CERVICAL (Wall Mounting):

75mm long unit is made out of M.S.tube of 70x20mm. Closed at both ends, welded with a square wall plate having holes and J bolts for fitting in the wall. Two nylon pulleys fitted within pipe itself for friction free movement. Complete set comes with a simple to use Head Halter, Spreader bar, nylon cord and a set of 9 kg weights.

IMI : 2776 IMICO SUSPENSION FRAME :

Tubular steel construction, overall size 210 cm. long x 110 cm. wide at the base, 50 cm. wide at the top and 190 cm. high. All welded steel rod mesh at the top for complete suspension, Mesh facilitate suspension at any desired point in relation to the patient and as required in each individual case. Comes complete with suspension gear comprising 2Pc Suspension Single Pulley, Cleat & Rope, 2Pc Suspension Double Pulley, Cleat & Rope, 4Pc Suspension Single Hook, Cleat & Rope, 1Pc Suspension Head Sling, 4Pc Suspension Limb Sling, 2Pc Large & Small Suspension Trunk Sling, 2Pc Suspension Ankle Strap, 4Pc Suspension 'S' Hook, 8Pc Spring with Marked Tension. (Frame supplied without Couch).

IMI : 2777 COUCH FOR SUSPENSION ACTIVITIES :

Wooden couch for suspension activities, size 200 cm. x 90 cm. x 50 cm. with foam padded top. Couch with natural finish, has a small shelf to store accessories.



IMI : 2776

IMI : 2777 Couch

IMI : 2779 SUSPENSION FRAME (Ceiling mounted):-

Square tube constructed panel filled with square hole wire mesh (5cm.sq) is provided with Four 0.75meter long fixing bars. Bars are fixed in the ceiling and the panel is fitted with bolts to form a suspended frame for suspension activities. Panel measures: 200cm long x 100cm wide with Powder coated finish. Unit is supplied without accessories. Ceiling frame is to be mounted at stretched arm height, the ceiling height must be indicated when placing order.

IMI : 2778 SUSPENSION GEAR SET :

The suspension gear set comprised of 7 canvas slings (4 limbs, 2 trunk & 1 head) 6 single ropes with necessary hook & cleat, 2 double pulleys with large hooks and cleats, 8 graduated springs of different tension, 4 'S' hooks and 2 ankle straps.



ACCESSORIES:

- IMI : 2781 SUSPENSION, DOUBLE PULLEY, CLEAT & ROPE SET.
- IMI : 2782 SUSPENSION, SINGLE HOOK, CLEAT & ROPE SET.
- IMI : 2783 SUSPENSION, HEAD SLING.
- IMI : 2784 SUSPENSION, LIMB SLING.
- IMI : 2785 SUSPENSION, TRUNK SLING.
- IMI : 2786 SUSPENSION, ANKLE STRAP.
- IMI : 2787 SUSPENSION HOOK: 'S' Hooks.
- IMI : 2788 WIRE HANDLE.

IMI : 2789 SWIVEL HOOK PULLEY :

Nylon pulley covered in steel sheet casing attached with a hook can swivel to any direction and may be used for suspension or extension purposes.

MI : 2790 SPRINGS (with marked tension):

Made out of best steel wire, bright chrome plated, rope is fitted inside the spring to avoid over stretching.



IMI:2792 IMICO COMPLEX EXERCISING UNIT:

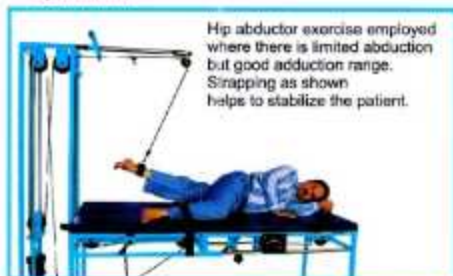
This complete exercising unit comes with following attachments for administration of accurately controlled progressive resistive and also passive and stretching exercises to all major muscle and restoration of motion to all major joints with the exception of those of the fingers and toes. This unit has attachments for neck, Knee and hip flexion and extension, trunk flexion, ankle plantar and dorsiflexion, eversion and inversion, internal and external rotation, adduction or abduction of the hips, shoulder exercises and hyper extension, exercises of the back. The unit is 195cm long X 80 cm wide and the table is 85 cm high. The two section foam padded top is mounted on a tubular frame.

Complete Unit consists, Table, Weight pan assembly, Wooden cabinet for storage with following attachments & accessories.

- Nimal Ankle & leg exerciser
- Supination - Pronation Wheel
- Hip rotation attachment
- Quadriceps rest
- Pelvic rest
- A wire Handle
- Aluminum bar - 18"
- Aluminum bar - 24"
- Aluminum collars
- Quadriceps boot (Adult)
- Quadriceps boot (Child)
- Small weight pan with rope, pulley & handle
- Iron Weight plates with stand
- Shoulder strap for Abdominal & back exerciser (Adult)
- Shoulder strap for Abdominal & back exerciser (Child)
- Head harness (Adult)
- Head harness (Child)
- Wrist and Ankle cuff
- Body Strap
- Bilateral Shoulder pulley set
- Overhead pulley with clamp and rope
- Bilateral free Shoulder bar with pulley-rope set
- Thoracic- cervical extension pulley with rope set
- Aluminum Bar fixing clamp
- Foot board - wooden
- Spreader Bar
- Foot stool
- M.S. Chains
- Dog clips
- Rubber shoes
- Storage Cabinet - Wooden



Counter balance hip abductor exercise.



Hip abductor exercise employed where there is limited abduction but good adduction range. Strapping as shown helps to stabilize the patient.



Load resisting dorsiflexion & plantar flexor exercise.



External hip rotator exercise.



Resisted knee extensor exercise.



Counter-balanced neck flexor exercise.



Resisted trunk extensor exercise.



Reciprocal arm exercise.



Counter balance shoulder Horizontal abductor exercise.



Elbow extensor exercise.



Reciprocal leg exercise.



Resisted dorsal extensor exercise.



Bilateral hip extensor exercise.

IMI : 2794



IMI : 2794 IMICO EXERCISE CHAIR:

Specially designed chair which requires little space and can be used in small therapy departments where space is very limited. Tubular steel construction, size 100 cm long X 67 cm wide. The overhead bar extends 80 cm beyond front portion of the frame. The unit comes with two stabilizing straps, two handles, two foot straps, ropes & pulleys. The set of Ten Kg. weights provides graded resistance for all exercises. Finished in oven baked enamel. Chair with overhead pulley system can be used for variety of exercises involving reciprocal motion for elbow, shoulder, knees and hips, quadriceps and hamstring stretching and other resistive and assistive exercise.



Quadriceps Exercises



Over Head Shoulder Exercises



Bilateral Shoulder Exercises



Hamstring Exercises




Multi Exercise Therapy Unit For Shoulder, Elbow, Chest And Lower Limb Exercises.

IMI : 2796 MULTI EXERCISE THERAPY UNIT:

Bright polished Hardwood constructed Multi-Exercise unit with Pulley systems is suitable for Shoulder, Elbow, Wrist, Chest and Lower limb exercises.

Unit Consists of the following attachments:-

- (a) Wall bars 240cm high x 75cm wide with knee support pad.
- (b) Detachable wrist roller with side handle for supination and pronation exercises.
- (c) Removeable Rowing machine cum sliding seat.
- (d) Unit is fitted with 12 pulleys and Two sets of weight plates (10Kg. in each set) that allows effective weight resistive exercises at different levels.





IMI : 2816 ARMEEXERCISER (Pulley Apparatus):


Chrome-plated, tubular steel construction, mounted on wooden platform and fitted with painted wall-bracket at the top for wall mounting. Comes with hi-low adjustment of the cord-action with swivel pulley-block. Suitable for all shoulder, elbow and chest exercises.

SPECIFICATIONS:


- One set of weight plates (10Kg) that allows effective weight resistive exercises at different levels.
- Handles: Two, (One for single grip & one for both hands).
- Ankle strap: One.



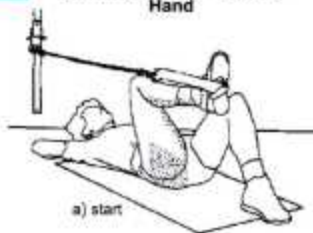
Downward chop - Double Hand



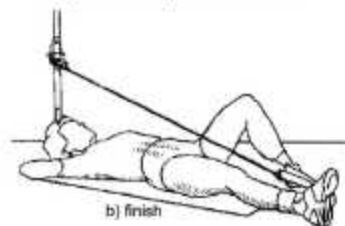
Upward Chop - Double Hand



Kneeling Pull-Downs

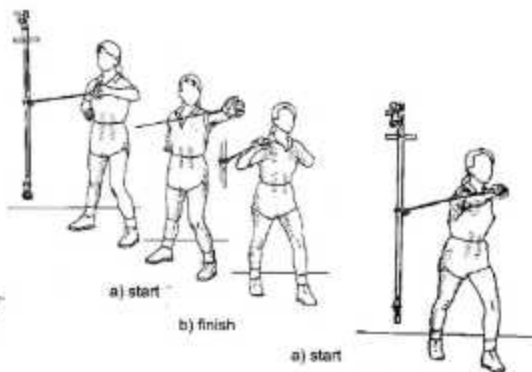


a) start



b) finish

Supine-Resisted Hip/Knee Extension



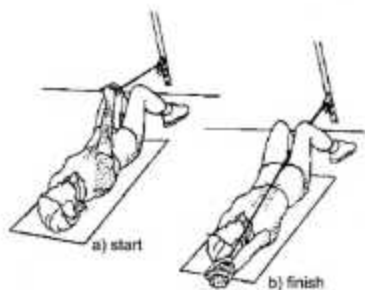
a) start

b) finish

a) start

b) finish

Weight Shifting and Stepping



a) start

b) finish

Supine - Upper Body Flexion Patterns



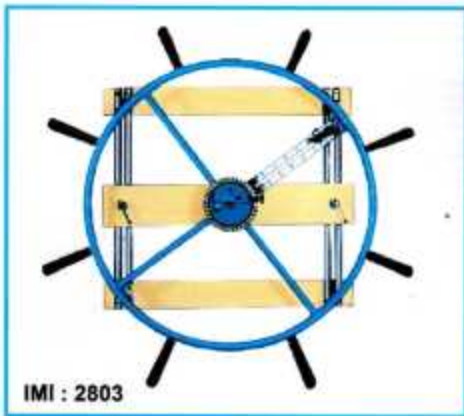
IMI : 2801 SHOULDER WHEEL (Wall Mounting):

All 16g tube constructed, 100 cm dia wheel revolve smoothly with C.I drum & is fitted with calibrated sensitive resistance mechanism, the resistance is Control able from zero to maximum. A 360 deg. Scale is provided on the drum to measure and record the degree of revolution from either direction. Arc of motion can be varied from 30cm to 80cm dia. Wheel is mounted on three laminated hardwood wall boards and two boards are fitted with Two stainless steel channels (80cm H x 6cm W) to give wheel 48cm height adjustment to suit each patient. Powder coated finish.

IMI : 2801



Resistance & Goniometer ↑



IMI : 2803

IMI : 2803 NAUTICAL cum SHOULDER WHEEL (Wall Mounting):

All steel construction. Fitted with 8 handles on a tubular circle of 100cm dia. Mounted on bush bearing and fitted with calibrated sensitive resistance mechanism controllable from zero to maximum. The 360 degree scale, enables degree of revolution to be read from either direction. Arc of motion can be varied from 30 cm to 80 cm dia. Fitted with attachment to raise or lower the wheel as much as 50 cm, permits setting wheel at the desired height for each patient. Mounted on 3 hardwood wall boards, oven baked finish, wooden parts finished natural.

IMI : 2804 SHOULDER cum ELBOW CYCLE :

A tabletop ergo-meter that provides UBE (upper body exercises) while seated in a comfortable position of your chair. The flywheel provides a smooth, fluid motion with free-wheeling crank so that user can stop at any time. Can also be reverse cranked with no resistance. Resistance is user adjustable. The padded, adjustable removable forehead rest minimizes neck and shoulder strain. An electronic readout shows total pedal revolutions. One touch computer provides feedback for speed, distance, time and estimated calories burned.

IMI : 2804



IMI : 2805

IMI : 2805 AXIAL SHOULDER WHEEL (Combo unit) :

For shoulder & supination-pronation exercises. Used in the same way as a conventional shoulder wheel and wrist machine. A wall mounting unit, suitable for small clinics, is adjustable in height and radius and fitted with calibrated sensitive resistance mechanism, resistance is control able from zero to maximum by tightening the strap. A 360 deg. scale is provided on the drum to measure and record the degree of revolution from either direction. Adjustment bars are chrome plated. Comes with wall fixing plate.

IMI : 2808



IMI : 2808 SHOULDER PULLEY SET

(Wall Mounting) :

Tubular constructed wall mounting unit, comes with two pulleys, cord and two handles. Set provides reciprocals, assistive and resistive exercises of the elbow and shoulder

IMI : 2809



IMI:2809 SHOULDER PULLEY KIT (Over Door Model) :

An ideal kit for increasing or maintaining shoulder range of motions. The kit consist of a pulley with hook strap, cord and two handles, all packed in a zippered carry bag for convenience.

IMI : 2812



IMI : 2812 SHOULDER SPRING EXERCISER :

Medium tension steel wire construction with a loop in the centre having hand grips at the ends for both hands. For elbow and shoulder exercises.



IMI : 2813

IMI : 2813 SHOULDER ABDUCTION LADDER

(Wall Mounting) : Ladder made of polished hard wood having 30 numbered steps for shoulder abduction exercises.

Unit Size : 8cm wide x 6cm deep x 100cm high.

IMI : 2895



IMI-2895 IMI REHAB TRAINER

(Hand/Knee, manual):-

This unique Upper and Lower extremity cycle accommodate users with varying abilities. A control knob adjusts resistance and the flywheel allows the user to passively work their lower body while actively working their upper body or visa versa. An electronic display monitors calculate Time, Distance, Speed and Calories. The adjustable seat can accommodate small or tall adults. Unit comes with Hand holding mitts and Foot plates.

IMI-2800 UPPER-EXTREMITY EXERCISE STATION:

The sturdy, mobile exercise station contains everything you need for optimum patient therapy and provides storage space for the following Fourteen most recognized activities appropriate to a variety of patients to improve: ROM, Flexibility, Strengthening and Endurance of fingers, grip, wrist, elbow & shoulder.

- * Dumbbells Set : ONE pair each of 1 kg, 1.5kg, 2kg, 2.5kg & 3kg. (Total weight 20kg).
- * Cuff Weights : ONE pair each of 0.5kg, 1kg, 1.5kg, 2.00kg & 3kg.(Weight 16kg).
- * Resistive Bands : FIVE resistance in 5.5 meter length.
- * Therapy Putty : FIVE packs of 450gm each in Five different resistance.
- * Grip Exerciser : ONE, with six springs.
- * Medicine Ball Set : FIVE balls, 1, 2, 3, 4 & 5kg.
- * Hand Gym Kit Board : ONE, for fingers & grip.
- * Wrist Roll with Supination & pronation : ONE.
- * Hand Skate Roller : ONE.
- * Shoulder Pull Kit : ONE.
- * Springs with Marked Tension : Set of Five
- * Shoulder Abduction Ladder : ONE.
- * Wire Handle : TWO.
- * Holding Mitt : ONE.

IMI : 2800



SPECIFICATION:

* Construction : Hardwood & ply board construction with three storage shelves & mounted on four 4" dia. Lock able casters. Size: 28"x28"x68" high.

IMI : 2818

IMI : 2818 ROWING MACHINE cum SLIDING SEAT :

Tubular steel frame, bright chrome plated finish, size 60"long x 13"wide. Specifically designed foam padded seat is fitted with FOUR nylon wheels that slides smoothly over the frame. Comes with FIVE Springs of different tensions. TWO high tension springs attached to the seat for leg exercises and Three light tension springs are fitted with Two Handles for Rowing exercises. Resistance can be varied by removal or adding the springs.

IMI-2819 ROWING MACHINE cum SLIDING SEAT

(with adjustable base):

Bright Chrome plated tubular steel frame is fitted on an angular incline adjustable base. Specifically designed foam padded seat is fitted with 4 nylon castors and Two high tension springs, seat slides smoothly on the frame for resistive leg exercises. Three springs are also provided for resistive arm and shoulder exercises. Further resistance can be given by adjusting the incline plane of the base.

IMI : 2819

IMI : 2824

IMI-2824 WALL BAR (Wall mounting):-

Wall bar single section, hardwood constructed sturdy frame size: 90cm wide x 244cm high, finished in natural wood polish. 13 oval-shaped rungs are squarely fitted into vertical bars. One bar (10th) is adjustable in height in Three steps. Patient can perform shoulder range of motion exercises from a sitting or standing position. Unit is provided with two wall boards for fixing to the wall.

Standard Accessories:

- * One foam padded knee support as an aid for wheel chair patients for pull up exercises.

IMI-2831



IMI : 2831 NIRMAL HAND EXERCISE TABLE :

Hard-wood table with laminated top, size 24"x 30"x 30" high. Fitted with 6 pulleys in a steel frame with 12 Leather loops and nylon cord passing through the pulleys with hanging weight underneath for Fingers Hand, Wrist and Forearm exercises. Especially for Metacarpophalangeal and Interphalangeal joints. Provided with Supinator/Pronator and Wrist Circumduction wheel for Wrist exercises. Comes with Five sets of weights, each set consists of 5 weights of One each of 100, 200, 300, 400 and 500 grms.

IMI-2831 Finger Joint Exercises



IMI-2831 Supination-Pronation



IMI-2831 Wrist Circumductor



IMI : 2832 HAND GYM KIT BOARD:-

Laminated exercise board with storage drawer, has several holes for fixing pegs and springs. Comes with one finger disc, one roller, three spring loaded knobs, 3 aluminum pegs and 3 sets of springs of different tension, Hand Gym Board permits active flexion and extension exercises of the finger & grip.

Grip Roller



IMI : 2832

Finger Disc



IMI : 2832

Finger Flexion



IMI-2832

IMI : 2841 ROTARY WRIST MACHINE (Wall Mounting):

Single grip unit of precision machined metal drum with calibrated sensitive resistance control mechanism is fitted on a 20mm square Chrome plated tube for height adjustment to suit different patients. Resistance can be increased or decreased for Supination & Pronation exercises. Range of motion can also be measured and recorded from the scale provided on the drum.



IMI-2842



IMI : 2842 WRIST ROLL:

One piece anodized aluminum roll in three different diameters i.e. 30 mm., 40 mm. and 50 mm. fitted to a board with adjustable friction control mechanism, controllable from zero to maximum for flexion and extension exercises of wrist and forearm. Powder coated finish, Wooden parts finished natural.

IMI : 2843 WRIST CIRCUMDUCTOR:

Cast iron wheel of 30cm diameter with drum stand is mounted on a laminated wooden base size: 65cm x 22cm. Has a small adjustable handle fitted to the wheel. Knob is provided on the drum to control resistance from zero to maximum. A hollowed foam padded platform size: 22cm x 13cm x 15cm high is fitted with two straps to hold arm & is fitted over the base in front of the wheel for wrist circumduction. Metal parts Powder coated finish.



IMI-2850



IMI : 2850 GRIP EXERCISER (With Base):

Bright chrome plated finished, metallic frame grip exerciser is fitted on a 50 mm wide laminated wooden base. Suitable for patients with very weak/infirm hands. Gives heavy resistance with six detachable springs. The upper bar is calibrated in centimeters to mark and record the daily progress.

IMI-2846



IMI : 2846 GEL BALL'S SET (Set of 6 Balls):

Round, soft, squeezable Gel balls for therapeutic exercises of Grip & Fingers. Set of Six Balls in Three sizes i.e. 60mm, 45mm, 32mm diameter (Two of each size) and comes in Two different Colors, and in Two Resistance.



IMI : 2834



IMI : 2834 HAND EXERCISER :

Consists of two chrome plated bars, one in a fixed position having two plastic grips and the other one turning around a centre pin, having one hand grip and one revolving sleeve. Distance between the bars is adjustable. Unit is mainly used for gentle grip strengthening exercises.

IMI : 2851 IMICO WEIGHT CUFF SET : (Double set + Storage rack)


Strengthens weak muscles through load resisting exercises of both upper and lower limbs. Lead shots filled cuff is double sewn and had long wrap around straps to hold weight cuff securely in Place. A full set consists of 24 color coded cuffs i.e. two each of 150 gm, 300 gm, 500 gm, 750 gm, 1 kg, 1.25 kg, 1.50 kg, 1.75 kg, 2 kg, 2.5kg, 3 kg, and 4 kg.

IMI-2852 IMICO WEIGHT CUFF SET (Single Set, Without Cart)

Strengthen weak muscles through load resisting exercises of both upper and lower limbs. Lead shots filled cuff is double sewn and has long wrap around straps to hold weight cuff securely, comes in 1/2kg, 1 kg, 1.5kg, 2kg, 2.5kg and 3kg weights.



IMI : 2851



IMI : 2855

IMI : 2855 DUMBBELLS IRON (With Cart) :

Solid steel dumbbells with chrome plated finish. A set consists of 2 dumbbells of each weight, i.e. 1 kg, 1.5 kg, 2 kg, 2.5 kg, 3 kg, 3.5 kg, 4 kg, 4.5 kg & 5 kg The total weight of this set is 54 kg full set. Comes with two tier on tubular constructed mobile cart. Cart moves on two 10 cm heavy duty wheels for organised storage of dumbbells.

IMI : 4202



IMI : 4202 THERAPY PUTTY (Imported, 100gms. pack):-

Bleed-proof nontoxic, clean & non-oily therapy putty leaves no colour or residue on patient's hand and it won't fragment, separate or stick to skin. It is designed to meet a wide range of hand / arm strengthening needs, putty can be Squeezed, Twisted Stretched or Pinched. available in Five different resistances.

IMI : 2859 PUTTY EXERCISE BOARD :

A laminated slanted board with storage shelf for Putty manipulation exercises (Without Putty).

IMI : 2859



**IMI : 2863 BALL MEDICINE Set with CABINET :**

Double door, well polished, wooden cabinet with a shelf to hold FIVE Ball Medicines. Balls are made out of fine leather, securely stitched with strong leather cord, suitable for Arm and Leg Exercises. Leather Medicine Balls comes in different Sizes & Weights, Set of Five : 1kg, 2kg, 3kg, 4kg and 5kg.



IMI : 2863

IMI : 2861 BALL MEDICINE SET (without Cabinet):

Ball Medicine, made out of fine leather, securely stitched with strong leather cord. Comes in different weights i.e. 1 kg, 2 kg, 3 kg, 4 kg & 5 kg.

IMI : 8082

**IMI : 8082 STRETCH-IT (Resistive Exercise Band):**

Stretch-It a resistive treatment & exercise system with unlimited options. With each roll of 15cm wide x 5 meter long bands you can design exercise programs to suit patient's specific needs.

Full Set (25m) comes in following FIVE resistances.

- (a) Light, **Yellow** (b) Medium-Light, **Red**. (c) Medium-Heavy, **Green** (d) Heavy, **Blue**
 (e) Extra-Heavy, **Black**.

IMI : 2868 LEG SKATE ROLLER:

Powder coated, steel rod fabricated skate, fitted with three free movement casters & an aluminum foot hold with straps for hip exercises. Can be used on the exercise board.



IMI : 2868

IMI : 2867

**IMI : 2867 HAND SKATE ROLLER:**

Skates fitted with plastic castors. Comes with handle for exercising on the table or exercise board for hand, arm and shoulder exercises.

IMI : 2870 SMOOTH EXERCISE TABLE :

Top of 150cm x 88cm laminated board is mounted on rubber tipped tubular legs. Frame finished in oven baked enamel. Height of the top is adjustable from 60cm to 88cm. A cutout enables patient to sit close, providing exercises in horizontal plane for shoulder & elbow with one skates.

IMI : 2870





IMI : 2887

**IMI : 2887 CYCLE ERGOCISER (Semi-Recumbent):**

The adjustable semi-recumbent ergociser provides a bio-mechanical seat for those patients requiring back support & reduced gluteal pressure. The sturdy, heavy duty frame with powder coated finish and non friction magnetic resistance system provides smoothness, durability & runs virtually silent.

IMI : 2884

**IMI-2884 CYCLE EXERCISER (Powergym):**

Ruggedly built tubular steel frame stands solidly on properly balanced base. Provided with adjustable cycle seat and specifically designed handle. Cycle is fitted with one hard rubber tyred wheel, standard chain & sprocket for bicycle drive. Comes with resistance knob which permits controlled variation in riding efforts. Odometer shows Speed and Kilometer done. Oven baked finish with working parts finished with chrome plating.

IMI : 2885

**IMI-2885 STATIC CYCLE EXERCISER (Adult) :**

Ruggedly built tubular steel frame stands solidly on four rubber tipped properly balanced legs. Provided with adjustable standard cycle seat and specially designed adjustable handle. Fitted with one hard rubber tyred wheel and standard chain and sprocket for bicycle drive. Comes with chrome plated wing nut, pressure rod and ball bearing resistance roller which permits controlled variation in riding effort. Odometer shows speed and kilometer done. Oven baked finish with working parts finish with chrome plating.

IMI : 2886

**IMI-2886 STATIC CYCLE EXERCISER (Junior):**

Suitable for 8 to 14 years age group. Ruggedly built tubular steel frame stands solidly on four rubber tipped properly balanced legs. Provided with adjustable standard cycle seat & hard rubber tyred wheel, standard chain & sprocket for cycle drive. Comes with chrome plated wing nut, pressure rod & ball bearing resistance roller which permits controlled variation in riding efforts. Oven baked finish in red and working parts chrome plated.



IMI : 2892

IMI : 2892 ACTIVATOR :

A unique exerciser for the lower and upper extremities. The pedaling movement can be carried out by either arms or legs. It can be fixed and adjusted in a matter of seconds to limb size and to the degree of flexion or extension. The fully chrome plated unit with adjustable resistance is light and can be attached to any tubular chair, wheel chair or bed. (unit supplied w/o chair.)

IMI : 2890

**IMI:2890 PED-O-CYCLE :**

Tubular steel construction, fitted with resistance control device. For reactivation and mobilization of the joints and for strengthening the leg muscles. Suitable for patient unable to sit on a regular exercise bicycle.

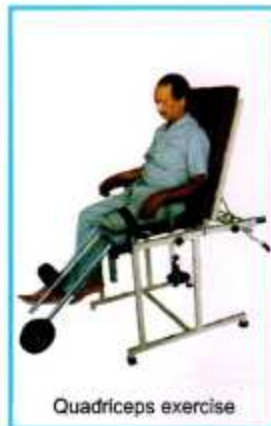
IMI : 2893

**IMI : 2893 LEG EXERCISER (Peddler) :**

Tubular steel constructed unit is without resistance mechanism. Suitable for leg exercises with free peddling movement for patients unable to sit on a regular exercise bicycle. Stove enamelled finish.



IMI : 2901



Quadriceps exercise



Hamstring Exercise



Hand Exercise



Leg Exercise

IMI : 2901

IMI : 2901 NIRMAL QUADRICEPS EXERCISE TABLE :

Effective quadriceps and hamstrings can be exercised without changing the position of patient. The unit consists of foam padded table and a torque unit with two lever arms, one of which holds the weight while the other provides contact with the patient. By changing the angle between the two arms, maximum or minimum resistance can be given at any point in the range. Complete with six weight plates of 1kg each.



IMI : 2932

IMI : 2932 HEEL EXERCISER :


A specifically designed unit for exercising the heel and tarsus muscle groups. Unit is fitted on a laminated wooden base and patient can exercise while sitting on chair. The resistance can be increased or decreased by shifting the foot holder up or down on the lever. The pressing rod is marked and fitted with a marker for recording the improvement.



IMI : 2933

IMI : 2933 ANKLE EXERCISER :

Painted aluminum boot with straps to hold the foot is mounted on a stainless steel sheet bracket with two springs fitted on laminated wooden base for ankle (Dorsi and Planter flexion) exercises. Resistance can be increased further by tightening spring's nut. Degree of flexion can be measured and recorded.



IMI : 2941 / IMI : 2942

IMI : 2942 PARALLEL WALKING BARS (Adult, Height & Width Adjustable) :

Length 3.60 meters, with Hand rails made of PVC sheathed iron tubing. Height & width adjusting arms made of chrome plated steel tubing of 38mm dia. Outer uprights of thick steel tubing (50 mm dia). Mounted on hard-wood platform with inclination on both ends and covered with non-slip matting. Height is adjustable from 76cm to 100cm and Width from 40cm to 65cm. Adjustment can easily be done by means of setting pins at the required holes and can further be stabilized by tightening the screws Comes with detachable polished hard-wood abduction board. Steel uprights are oven baked finish.

IMI : 2941 PARALLEL WALKING BARS (Child, Height & Width Adjustable) :

Hand rails made of PVC sheathed iron tubing. Mounted on a 3 meter long wooden platform with inclination on both ends and covered with non-slip matting. Height and width adjustments can easily be done by means of setting pins & screws. Comes with detachable polished wooden abduction board.



IMI : 2945

IMI : 2945 BARS, PARALLEL, ADULT (without Platform):

Length 3meter, with bars hand rails made of P.V.C. sheathed iron tubing. Height adjusting arms made of chrome plated steel tubing. Height is adjustable from 70cm - 100cm. Uprights are mounted on two non-slip aluminum bases with iron angle reinforcement. Adjustments can easily be done by means of setting pins at the required holes & can further be stabilised by tightening the screws. Width of the Bars are 660mm. Uprights finished oven-baked in Blue.



IMI : 2950

IMI : 2950 POSTURAL TRAINING MIRROR :

Best Indian mirror, size 175cm x 53cm, protected by 5cm wide hardwood polished frame with back covered by ply board, is fitted with a pair of angular and tubular stand. Frame is mounted on 4 ball-bearing rubber castors of 50mm dia. Approx overall size with stand is 190cm x 66cm x 66cm. Metal parts oven baked finish.

IMI : 2969 NESTED CLIMBING STOOL :

Set of Four nested footstools are ideal for body mechanics and posture training when standing, to use at a desk or during seated mat activities. Constructed of Teak-wood legs & Ply-wood Top with Non-slip matting. Sizes are:-
 1. 16" x 20" x 8" High. 2. 14" x 18" x 6" High.
 3. 12" x 14" x 4" High. 4. 10" x 12" x 2" High.
 * Finish : Natural wood polish finish.



IMI-2969



IMI-2948 PARALLEL WALKING BARS, DELUXE (with Glider & height electrically adjustable):

Specifically designed deluxe Parallel Bar provides independent Height adjustment with a touch of a button. The quick, smooth, electric powered movement to different heights helps to achieve maximum comfort for each patient & a real time saver to the therapists. Glider provides assistance to patients with hemiplegia, extremity or trunk weakness, balance problems or those who cannot bear weight on their wrist or hands. Width manually adjustable.



IMI : 2948

SPECIFICATIONS:

- * **Hand-rails.** : Stainless Steel, 38mm dia. and 3.60 meter long.
- * **Height adjustment.** : From 75cm to 100 cm. Electrically, 220v, AC.
- * **Width adjustment.** : Manually, from 40cm to 60cm.
- * **Glider, Parallel Bar.** : Padded forearm support with grip handles, Positioned & moves atop bars.
- * **Abduction Board.** : Removable, natural finish.
- * **Platform (Base).** : Hardwood construction with tapered ends & fitted with non-slip mattress

IMI: 3204 UN-WEIGH MOBILITY TRAINER (without Treadmill):

IMI: 3207 UN-WEIGH MOBILITY TRAINER (with Treadmill):

The IMI Un-weighing Trainer enables partial weight-bearing therapy to be conducted with the assurance of patient comfort and safety, and with convenient access to the patient for manual observation and assistance. The electrical un-weighing trainer is designed to apply vertical support to remove the stress of bearing body weight; unit digitally controls weight bearing, and promotes proper posture and balance over a treadmill or the ground. The system allows patient to stand upright and use both arms freely. Harnesses give security to patients with limited trunk strength. The adjustable suspension bar adjusts to accommodate tall Children & Adults

Specifications:

- * Un-weighing: Can be set 0% to 100% of the body weight, digitally.
- * Un-weighing System: Electrical, the unit comes with mains operated built in lift.
- * Vertical Oscillation: Up to 24", ideal for sit to stand exercises also.
- * Suspension: Single point, with 360 degree rotational bar to help patient turn easily.
- * Control Panel: Digitally display *Patient weight, * Percentage of Un-weighing,
- * Mode, & *Treatment Time.
- * Capacity: 0-120 kg un-weighing range.
- * Un-Weighing Harness: Two, Small and Standard size.
- * Handrails: For patient's support, Adjustable & Removable.
- * Frame measures: 42"L x 33" wide inside & fitted with Four, 6" lockable wheels.
- * Power Supply: Unit operates on 220V AC, with battery back-up system.
- * Treadmill, Professional walking treadmill, with following specification:

- Motor : Industrial grade, 2HP, AC motor with continuous duty.
- Speed : 1 - 12kph.
- Readout : Time, Speed, Distance, Incline, Heart Rate, & Program.
- Belt : 18" x 52" running surface with heavy duty running belt.
- Maintenance : Lubricated bed/belt combination.
- Power Supply : 220V. AC.

IMI-3207



Un-weigh Mobility Trainer With Treadmill.

IMI-3207



Controls Weight Bearing

IMI-3204



Vertical Support for Walking

IMI-3204



Sit to Stand Exercises



IMI : 2951 EXERCISE STAIRCASE

(Corner Type, 60cm wide) :

Built in two sections in right angle to fit into a corner. Steps arrangement: Four 15cm high steps on a side leading to a platform of 60cm x 60cm. (First step moves into the second to make it a bus step of 30cm high). Six 10cm steps on the other side. Steps are 60cm wide & 22cm deep. Fitted with two sets of handrails at different height to accommodate Adult and Children, Step and platform made of commercial board of 12 mm thickness is covered with non-slip matting. Sides and supporting frame of steps is made of commercial board of 18mm thickness with hardwood reinforcement. Hand Rails & supporting bars are made of solid hardwood. Natural polished finish.

IMI : 2951



IMI : 2953



IMI : 2952 EXERCISE STAIRCASE

(Corner Type, 75cm wide) :

Built in two sections in right angles to fit into a corner. Step arrangement: Four 6" steps on one side leading to a platform 30" x 30" (First step moves into the second to make it a bus step of 12" height). Eight 3" steps on the other side. Steps are 30" wide and 10" deep. Fitted with 2 sets of handrails at different height to accommodate adults and children. Steps & Platform are made of commercial board of 12 mm thickness and covered with non-slip matting. Sides & Supporting frame of Steps are made of commercial board of 18 mm thickness with hardwood reinforcement. Hand Rails & Supports bar are made of solid hardwood natural polished finish.

IMI : 2953 EXERCISE STAIRCASE (Corner type with ramp, 60cm wide):

Sturdily built in Two sections at right angles to fit into a corner. Step arrangement: One section has Five steps i.e 3", 4", 5", 6" and 7" in height and 10" deep, leading to platform of 24"x 24" Other section has a ramp, rising from 1" to 24". Steps, Platform and Side supports are made of commercial board with hardwood reinforcement. Hand rails with supporting bars are made of solid hardwood natural polished finish.

IMI-2955 TRAINING STAIRS (Single Side):

Sturdily built in two sections for installation in a straight single side.

Steps arrangement : Four 6" (15cm.) steps lead to a platform size 30" x 30" x 24" high.

Steps. : 30" wide and 11" deep.

Hand Rails. : All-around hardwood handrails at two different Height to accommodate adults and children.

Construction. : Steps and platform made of commercial board, hand rails with supporting bars made out of hardwood. Polished natural wood finish.

IMI : 2955



IMI : 2956



IMI : 2956 EXERCISE STAIRCASE (Straight Type, 60 cm wide) :

Built in two sections for installation in a straight line. Step arrangement : four 15 cm high steps on one side leading to a platform of 60 cm x 60 cm (First step moves into the second to make it a bus step of 30 cm height). Six 10 cm steps on the other side. Steps are 60 cm wide and 23 cm deep. Fitted with two sets of handrails at different height to accommodate adult and children. Steps and platform made of commercial board 12 mm thickness covered with non-slip matting. Sides and supporting frame of steps made of commercial board of 18 mm thickness. Hand rails and supporting bars made of hard wood, polished natural wood finish.

IMI : 2957 EXERCISE STAIRCASE (Straight Typ, 75 cm wide) :

Sturdily built in two sections for installation in a straight line. Step arrangement : Four 15 cm steps on one side, leading to platform size 75cm x 75cm First step moves into the second to make it a bus step of 30cm height. Eight 7.5 cm steps on the other side. Steps are 75cm wide and 22.5cm deep. Two sets of hardwood hand rails at different height to accommodate adult and children. Steps and platform made of commercial board of 12mm thickness is covered with non-slip matting. Side and supporting frame of steps made of commercial board of 18 mm thickness. Hand rails and supporting bars are made of hard wood. Polished natural wood finish.

IMI : 2958 EXERCISE STAIRCASE (Straight Type with ramp, 60 cm wide) :

Sturdily built into two sections for installation in a straight line. Step arrangement : one section has five steps i.e. 7.5cm, 10cm, 12.5cm, 15cm & 17.5cm in height and 30cm deep with platform of 60cm x 60cm. The other section has a gradual slope 180cm long. Two sets of hardwood hand rails at different height to accommodate adult and children. Steps and platform made of commercial board of 12mm thickness is covered with non-slip matting. Side and supporting frame of steps made of commercial board of 18 mm thickness. Hand rails and supporting bars are made of hard wood. Polished natural wood finish.

IMI : 2960 CURBS & RAMP :

Ideal for ambulation therapy and mobility training. For effective ambulation therapy with canes, crutches or wheelchairs. Plyboard/Hardwood constructed training set consists of ONE Ramp and THREE Nested Curbs stored below therap. Natural wood finish with anti-slip safety mats on ramp and curbs.

- Ramp : Measures 212cm x 110cm. & Tapers in height from 20mm to 200mm.
- Curbs : Measures 100 x 100 x 15cm., 90 x 90 x 10cm. & 80 x 80 x 5cm. respectively.

IMI : 2960



IMI-5052

IMI-5052 MOBILE TREATMENT STOOL :

Valuable when working with children, administering a mat program or other floor activity. Seat height 17". Powder coated tubular steel frame with foam padded seat is mounted on 4 ball-bearing swivel casters.



IMI : 3110 MASSAGE cum TREATMENT TABLE (Wooden):

Deluxe Massage cum Treatment Table with storage facility & upholstered well padded top, is provided with adjustable backrest which can be adjusted in height for desired position. Top is mounted on sturdily built, solid hardwood frame and legs with natural wood-polish finish.

SPECIFICATIONS:

- Top. :208cm x 76cm x 82cm high, well padded top is divided in two sections.
- Backrest. :79cm long, with a detachable foam pillow and breathing hole with plug is provided. It can be continuously adjustable in height.
- Storage. : One Writing board, One Drawer with small cupboard is provided underneath the top for storage.



IMI : 3110

IMI : 3111



IMI : 3111 EXAMINATION COUCH (Wooden):


Standard treatment cum examination table with vinyl upholstered well padded top, size:72"L x 24"W x31"H, is provided with adjustable backrest of 18" length which can be adjusted in height for desired position. One writing board, one drawer with small cub board is provided underneath the top. Top is mounted on sturdily built, natural finished hardwood solid legs.

IMI : 3113 EXAMINATION / TREATMENT COUCH (Metal):

Basic treatment cum examination table with vinyl upholstered Two-section well padded top, size 180cm x 60cm with a fixed working height of 80cm. Backrest is 67cm long and is easily adjustable for desired position. Top is fitted on painted heavy duty rectangular steel pipe frame and mounted on Four, chrome plated, 37mm dia. tubular legs for stability.



IMI : 3113



IMI : 3583

IMI:3583 FOOT STOOL

wooden (Double Step):-

Plyboard constructed, double step Foot-Stool with natural wood finish is fitted with non-woven matting. Size:50cm long x 45cm deep x 30cm height.

IMI : 5118 FOOT STOOL (Single step):

Heavy round tube (25mm) constructed legs with safety tips are reinforced with steel cross brace, step is fitted with non-slip corrugated rubber covering & trimmed with metal molding. Powder coat finish. Size: 460mm x 225mm x 200mm high.



IMI : 5118



IMI : 3115

IMI : 3115 HIGH-LOW TREATMENT TABLE :

Electric, variable height, three section table is suitable for all treatments, including manipulation. Both ends elevate so that the back or legs can be raised without turning the patient. One end also lower -20 deg. for some postural drainage & manipulation techniques and more comfortable sitting. The foam padded top is 199 cm long and 69 cm wide. Table height is adjustable from 50 cm to 90 cm. Frame-work in light blue oven baked finished.

IMI-3121A TILT TABLE CHILD (Electric Operated):

Electrically operated Tilt Table with foam padded top, provided with three straps to hold the patient. Heavy duty motor provides silent and smooth lifting action with push button control switches. Range of tilt is adjustable between 0 to 90 degrees. The table top is 60cm wide x 152cm long x 60cm high, and is fitted on a heavy duty tubular steel frame with four locking wheels of 10 cm dia. for easy mobility. Oven baked finish. Works on 220V AC.

STANDARD ACCESSORIES :

* Utility Tray : Laminated surface for ADL activity.

* Arm Supports : Tubular frame to grip & support.



IMI-3121A



IMI-3125

IMI:3125 ACTIVITY MATTRESS (116x190x10cm):

All purpose lightweight mat of high density foam, protects Body during exercises. The floor mat size 116cm x 190cm x 10cm is covered with nylon cloth & sewn with superior strength nylon thread. Loops on sides are provided for hanging on wall. Excellent for aerobics and light exercises.

IMI : 3120

IMI : 3120 TILT TABLE (Manual):

Manually operated Tilt Table comes with Three wide straps to hold the patient. Works to standing position manually with worm gear arrangement. Range of tilt is calibrated from 0-90°. The upholstered table top; 61cm wide x 195cm long x 80cm high, is fitted on heavy duty 35mm square steel tube legs, and mounted on four lockable 10cm dia. casters for mobility. Frame beautifully finished in oven baked light blue shade.

IMI : 3121

IMI : 3121 TILT TABLE (Electric Operated):

Electrically operated tilt table with foam padded top, provided with three straps to hold the patient. Heavy duty motor provides silent and smooth lifting action with push button control switches. Range of tilt is calibrated from 0-90°. The table top is 60 cm wide x 195 cm long x 80 cm high and is fitted on a heavy duty tubular steel frame with four wheels of 100 mm dia. for easy mobility. Table comes complete with an Utility Tray and gripping handle for ADL activity. Oven baked finish.

IMI : 1503



IMI-1503 STAND-IN-FRAME (Adult) :

Basic standing frame, comfortably supports weight-bearing parts of the body. Helps prevent atrophy of leg muscles, improves range of motion, helps improve circulation, lessens muscle spasms and contractions. Frame is made out of best quality hard wood and is fitted with a laminated top tray. Three straps are provided for heel, ankle and pelvic support. Natural wood polish finish.

IMI:1504 STAND-IN-FRAME (Child) :

The Durable, functional vertical stander with four points of support provide the therapeutic benefits of standing and places children at peer level.

Features:

- Height Adjustable chest, Pelvic and knee supports.
- Adjustable foot restraints.
- Detachable rimmed tray for activities.
- Chrome - plated uprights fitted on non-slip matted foot board.



IMI : 1504

IMI : 1507



Prone standing
(with activity tray)



Supine standing

IMI-1507 STANDING POSITIONER with Tray, Child Size:

The unique designed Stander can provide a variety of standing positioning like Prone, Supine or Vertical, to enable severely handicapped children to maintain a standing position for various activities. Padded Knee rest and Chest support adjust up or down the centre column; footboards with adjustable toe & heel loops adjust in or out from centre column; leg abductor pad adjusts vertically, removable stabilizer pad is positioned against the buttock for maximum support. The Prone stander may be adjusted from Horizontal to Vertical (30 deg to 90 deg) through a gear system. An activity tray on wheels is also provided with the unit. The Unit accommodates children from 90cm to 140cm in height.

IMI : 1505



IMI : 1505 STAND-IN TABLE (One Place) :

Individual, Laminated top is 90 c.m. x 60 c.m. and has a rim all around to keep toys from falling, standing box is 35 c.m. wide x 25 c.m. Deep. Standing platform with leg divider is adjustable for height and has hinged door. A special back support is fitted to reduce the depth of the box. Table is sturdily constructed with teak wood ply and finish natural.

IMI : 1502



IMI : 1502 FLOOR SITTER (Corner Chair)

Wooden corner chair, with broad base that helps to prevent tipping, has a padded seat, sides and back support. An abductor block, hip positioning belt, and removable tray are the integral part of the floor sitter. Unit finished in natural wood polish.



IMI-710

IMI:710 WHEEL CHAIR Folding, Economy:-

An adult, folding, wheel chair with chrome plated tubular frame and strong double fold leatherette made Seat & Back. Rear wheels are fitted with self propelling rings & forward push safety brakes.



IMI -750

IMI: 750 WHEEL CHAIR Folding, Heavy Duty:

An adult, folding, heavy duty wheel chair with chrome plated tubular frame and strong double fold leatherette made Seat and Back. Heavy duty rear MEG WHEELS (Plastic) or Spoke-wheels are fitted with self propelling rings & forward push safety brakes.



IMI-790

IMI:790 WHEEL CHAIR WITH COMMODE:

An Adult, foldable, wheel chair with chrome plated tubular steel frame is fitted with Commode seat & replacable hard foam seat. Rear wheels are fitted with self propelling rings & forward push safety brakes.



IMI-910

IMI: 910 WHEEL CHAIR Folding, Aluminum:

An adult, folding wheel chair of aluminum tubular frame fitted with strong double fold leatherette made Seat & Back. Rear wheels are fitted with self propelling rings & forward push safety brakes.



IMI-870

IMI:870 WHEEL CHAIR, Folding+Recline Back (Super DLX):

An adult foldable delux wheel chair with strong leatherette made Seat & Recline able Back comes with extra long Head support. The Elevating, Detachable and Swing-away Leg Rests with large Leg supports allows comfortable positioning of the patient and detachable Armrests allows easy transfer from bed. Rear wheels are fitted with self propelling rings & forward push safety brakes.



IMI-958

IMI:958 C.P. WHEELCHAIR (Pediatric):

Wheelchair, folding with Head & Side supports, Chest Straps & push breaks, suitable for children. Tubular Aluminum light weight frame, fitted with 6" PVC casters & 16" Mag wheel. Wheelchair have adjustable Seat, Backrest, Armrest & Elevating footrest.



IMI-1100 WHEELCHAIR, MOTORISED Battery Operated Heavy duty, battery operated wheelchair is fitted with desk length swinging Armrests and Footrests that allows users to approach desks / table while maintaining easy access to the controls. Folds without battery.

SPECIFICATIONS:

- * Seat width : 45cm wide (18").
- * Seat depth : 40cm deep (16").
- * Back : 42cm high (17"), fixed angle.
- * Drive Controle : Joystick fitted on armrest.
- * Speed : 00 to 09km. variable.
- * Coursing Range : 20 km. per full charge.
- * Driving Wheels : 12"x2", Rear Pneumatic Wheels.
- * Front Wheels : Caster Wheels 8" diameter.
- * Wheel Locks : Automatic & Emergency use.
- * Safety : Safety Belts & Anti-Tipping arrangement.
- * Weight Capacity : 100 kg
- * Accessories : Two Batteries.: Batteries charger 220 V.

IMI-1100



IMI-1781



IMI-1781 SITTER MOBILE TILT WEDGE KIT, (USA)

Sitter: the soft, supportive sitter provide comfortable alternative sitting. The sitter are peel and Tear resistant, impermeable to fluids and with-stand cracking Mobile Tilt Wedge : Tilt wedge allows up to 25 degrees of tilt to ensure proper positioning for each child. Wedge moves on four swivel casters. Two rear wheels are lockable for safety.

Features :

- * Soft contoured seat.
- * Adjustable 5-point positioning harness.
- * Dimensions of Size-1
- * Target Height, 75cm to 100cm
- * Contoured lateral and head supports.
- * Attachment straps.
- * Target weight, 9 Kg to 18 Kg
- * Target Age, 1 to 3years.

IMI-3032 ROLLATOR WITH SEAT, BACKREST & BRAKES:

Aluminum frame, Light weight foldable Rollator with padded seat, wire basket & detachable padded backrest tube. Each handle bar is individually adjustable for an exact fit. Patient pushes the handle bars to walk. Suitable for tall adults.

TECHNICAL SPECIFICATIONS:

- * Frame : Sturdy 25mm diameter aluminum tube construction with powder coated finish.
- * Wheels: Four, 6" x 1" wheels.
- * Brake : Loop brake is ideal for slow down and permanent stop.



IMI-3032



IMI-3037

IMI-3037 RECIPROCAL WALKING FRAME:

Walker pivots on its two front legs, allowing it to be moved forward one side at a time, in step with the user. It also folds for easy transportation & storage.* Height: Frame is adjustable from 76cm to 94cm.

Approx. Measurements in folded position: 78 x 55 x 13cm. App. Weight: 2.5kg.

IMI-3045 WALKING FRAME with Two 5" wheels

Walker fitted with two wheels of 5" diameter on front legs, allowing it to be moved forward with slight push. It also folds easily for transportation & storage * Height : Frame is adjustable from 78cm to 95cm.

Approx. Measurements in folded position: 78 x 55 x 13cm. App. Weight: 3kg.

IMI-3045





IMI : 3021

IMI : 3021 WALKER INVALID's (Adult) :

Tubular steel frame mounted on 100mm. size ball bearing rubber castors. Height of under arm supports are adjustable from 105 cm to 135 cm. Comes with detachable foam padded seat and rexine made back, for rest. Oven baked finish.

IMI : 3022 WALKER INVALID's (Child) :

Suitable for children. Tubular steel frame mounted on 75 mm. size ball bearing rubber castors. Height of under-arm supports is adjustable from 90 cm, to 115 cm, Comes with detachable foam padded seat and rexine made back, for rest. Oven baked finish.

IMI : 3023 WALKER INFANTS :

For age group of 2 to 6 years. Tubular welded rectangular shaped ring fitted with adjustable saddle gear to hold the child in an upright position. Height of the ring is adjustable from 18" to 26". A handle is provided at the front for the patient to hold. Overall width of the frame 20" and length 21" mounted on four 2" size ball bearing rubber castors. Oven baked finish.



IMI : 3023



IMI : 3026

IMI : 3026 PRONE CRAWLER :

Aids elementary crawling when body support is required. Rexine made body hammock tilts forward or backward for correct positioning of the patient. Height is adjustable to accommodate children from 2 to 7 years of age. Finished oven baked.

IMI : 3035 WALKER ROLLATOR (Adult) :

A light weight walker, eliminate side motion. Tubular steel construction with two 10 cm size fixed wheels in the front and rubber tips on the rear legs. Each handle bar is individually adjustable in height for an exact fit. By pushing with slight pressure on the handle bar, patient can move forward with safety. Oven baked finish. Adult size, adjusts from 75cm to 95cm.

IMI : 3034 WALKER ROLLATOR (Junior) :

Same as above, for short adults, adjusts from 65cm to 80cm.

IMI : 3033 WALKER ROLLATOR (Child) :

Same as above, Child size, adjusts from 52cm to 65cm.



IMI : 3035



IMI : 3030
IMI : 3031

IMI : 3030 WALKER SCISSORS GAIT PREVENTIVE (Junior Size) :

Tubular steel construction. Chrome plated balance ring and handle bars are adjustable in height. Entrance from rear through hinged balance ring. Height of balance ring is adjustable from 80 cm. to 100 cm. Fitted with a bar below to separate legs to prevent scissors gait pattern. Mounted on four 75 mm. size ball bearing rubber castors. Oven baked finish.

IMI : 3031 WALKER SCISSORS GAIT PREVENTIVE (Tiny Tot) :

Same as above, but height of frame is 50 cm. Height of balance ring adjustable from 63 cm to 80 cm and handle bar is adjustable from 65 cm to 85 cm. Width inside ring 25 cm. Mounted on four 75 mm size ball bearing rubber castors. Oven baked finish.

IMI : 3038 WALKER UNIVERSAL PARAPLEGIA:

Strong tubular construction. This walking aid provides complete balance support to a paraplegia patient & is fitted with shock absorbers cum brake. Comes with following replaceable and adjustable accessories to suit various patient.

- Pelvic harness with a belt and fastener to hold the patient firmly in upright position.
- Replaceable Under arm Crutches.
- Replaceable Handle in front to hold with both hands.
- Replaceable Cane type handles.
- Replaceable Forearm rest with hand grip.
- Replaceable Seat for rest.



IMI : 3038



IMI : 3029

IMI-3029 SUPPORT WALKER (Gaiter) :-

This heavy-duty walker with a welded steel frame & baked epoxy enamel finish is designed to withstand long-term institutional usage by a variety of patients. The wide base fits through standard doors and allow for greater leg room while gait training. Walker is fitted with height adjustable arm-rest pads with hand grips that provide full support for body weight.

IMI : 3042 WALK-AID Fixed (Aluminum) :

Light weight anodized, polished aluminum tubular construction. The rigid frame walk-aid is fitted with plastic hand grips & mounted

on rubber broad based tips. Standard fixed height of hand rails is 90cm and may be lowered by cutting the legs.



IMI : 3042

IMI : 3043

IMI : 3044 with wheels

IMI : 3043 WALK-AID Folding (Aluminum, with adjustable height) :

Light weight, aluminum tubular construction with powder coated finish. Single button release allows walker to be folded for storage on mild steel pipe hinge.

TECHNICAL SPECIFICATIONS:

- * Height. : Frame is adjustable from 79cm to 89cm by slipping spring locking pins in proper notch.
- * Inside Measurements. : Width 50cm. X Depth 44cm.
- * Grips. : Fitted with soft PVC hand grips.
- * Shoes/Tips. : Four, broad based PVC shoes.
- * Approx. Measurements in folded position: 81cm x 55cm x 14cm.

IMI : 3044 WALK-AID Folding (Aluminum with two wheels & adjustable height):

Light weight, aluminum tubular construction with powder coated finish. Single button release allows walker to be folded for compact storage on mild steel pipe hinge. Comes with Two wheels of 5cm diameter in front & Two broad based rubber tips at rear.

IMI : 3051 CRUTCH UNDER-ARM (Wooden) :

Special light weight but strong wood construction. Fitted with moulded underarm piece and mounted on special broad based non-slip PVC tips. Height & hand grip adjustments are easily made with wing nuts in one inch increments. Natural wood finish. Available in four sizes i.e. 40", 44", 48", & 52" height, with Six inch height adjustments.



IMI : 3051



IMI : 3052

IMI : 3052 CRUTCH UNDER ARM (Aluminum) :

Lightweight PVC, sheathed strong aluminum pipe crutches are fitted with moulded underarm support & hand grip. Height & handgrip adjustments are easily made with wing nuts in one inch increments. Fitted with broad based shoes. Available in four sizes i.e. 40", 44", 48", & 52" height, with Six inch height adjustments. P.V.C. sheathing is available in **Red, Blue, Yellow** or **Black** colors.

IMI : 3055 CRUTCH ELBOW / FOREARM :

Telescopic, light weight Aluminum tube constructed unibody crutch has arm length and hand to ground distance adjustable with spring locking pins in proper notch. Forearm cuff and hand grip is of moulded plastic. Fitted with metal reinforcement PVC tip & finished in Anodized aluminum.



IMI : 3055



IMI : 3062

IMI : 3062 CANE / STICK ALUMINUM (Adjustable) :

Adjustable in height by slipping spring locking pin. Fitted with PVC tip. Anodized bright polish finish. All Sticks comes with locking silencer for rattle free use. (available in different shape hand grips). Sticks are also available in epoxy powder coated finish in different colors of your choice.

IMI : 3061 CANE / STICK ALUMINUM (Fixed Height) :

Anodized aluminum bright polished fixed height Cane/Sticks. (Available in different shape hand grips)

IMI : 3065 CANE / STICK FOUR LEGGED (Adjustable) :

Metallic stick with hand grip. Broad base with specially angled legs, can be held close to user body for maximum support. Height is adjustable from 75 c.m. to 95 c.m.



IMI : 3065



IMI : 3070

IMI : 3070 CANE/CRUTCH TIPS :

Broad based non-slip PVC moulded tips, reinforced with a steel insert that is moulded into the base. Suitable for canes and crutches. Available in 3 internal sizes of 19 mm, 22 mm & 25 mm.

IMI : 3141




Table is not a part of unit

IMI : 3141 VARUN CONTINUOUS PASSIVE MOTION UNIT (L/E) :

Varun Knee CPM, a micro-computer controlled unit, represents the latest breakthrough in CPM technology. Solid state circuitry control panel with highly visual LED Digital readouts allows Flexion and Extension of knee joint through a prefixed Range of Motion and Time. Proper fit of Calf and Thigh lengths are easily achieved. The necessary limb support provide comfortable surface for prolonged contact & are washable in cold water. The light weight unit is constructed of Aluminum Sheet & is placed on a movable trolley.

TECHNICAL SPECIFICATION :

- * Therapy Modes. : SIX, Mobilization Modes for Continuous, Intermittent and Progressive passive movements.
- * ROM Setting. : Programmable from 00 to 110 deg
- * Pause Time. : Programmable Extension/Flexion Pause from 00 to 99 seconds.
- * Treatment Time. : Programmable from 01 to 99 min.
- * Inching Switch. : Starting angle can be set according to the need of patient.
- * Memory/Programme : 30 Treatment Protocols can be programmed & stored in memory.
- * Displays. : Digital display of ROM settings Pause Time, Treatment Time and Graphic display of Mobilization modes.
- * Patient Safety : Patient Stop/interrupt treatment with hand held switch if needed.
- * Trolley. : Provides Transportation & storage.
- * Power Supply : 200-240 V AC at 50-60 Hz.

Note : Table is not supplied with or part of the unit



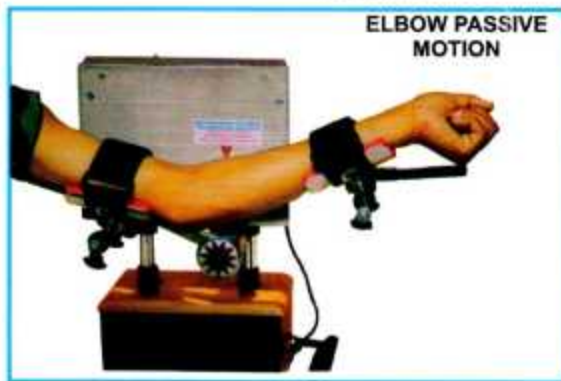
IMI : 3142

IMI-3142PANKAJ CONTINUOUS PASSIVE MOTION UNIT (Elbow):

PANJAK Elbow CPM, a micro-computer controlled unit, represents the latest breakthrough in CPM technology. Solid state circuitry control panel with highly visual LED Digital readouts allows Flexion and Extension of Elbow joint through a prefixed Range of Motion and Time. Wrist rotation and Wrist roll movement can also be achieved. Unit is fitted on mobile Electrical Jack to adjust height according to patient requirement. Comes with necessary accessories for Supination / Pronation, Wrist Roll and Elbow passive motions.

TECHNICAL SPECIFICATION :


- * Therapy Modes. : SIX, Mobilization Modes for Continuous, Intermittent and Progressive passive movements.
- * ROM Setting. : Programmable from 00 to 120deg for Elbow movements and -90 to +90 for Wrist movements.
- * Pause Time. : Programmable Extension/Flexion Pauses from 00 to 99 seconds.
- * Treatment Time. : Programmable from 01 to 99 min.
- * Inching Switch. : Flexion or Extension starting position can be set according to the need of patient.
- * Memory/Programme : 80 Pre-set treatment patterns are stored in memory.
- * Open programs : 20 programs are Free to store your own patterns.
- * Displays. : Digital display of ROM settings Pause Time, Treatment Time & Graphic display of Mobilization modes.
- * Height Adjustment : Electrically, by Push button switches.
- * Arm Settings. : Right or Left arm can be set & exercised by little adjustments.
- * Patient Safety : Patient can Stop / Interrupt treatment with hand held switch.



ELBOW PASSIVE MOTION



WRIST ROLL





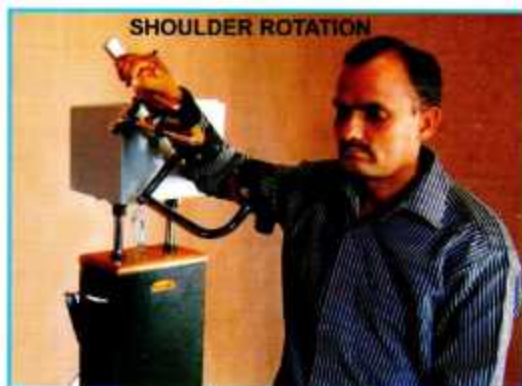
SUPINATION PRONATION

IMI - 3143 VISHESH CONTINUOUS PASSIVE MOTION UNIT (Shoulder):

Vishesh, Shoulder CPM, a micro-computer controlled unit, represents the latest breakthrough in CPM technology. Solid state circuitry control panel with highly visual LED Digital readouts allows passive motions of shoulder joint through prefixed Range of Motion and Time. Unit is fitted on mobile electrical Jack to adjust height according to patient's requirement. Comes with all accessories.

TECHNICAL SPECIFICATION :

- Therapy Modes. : SIX, Mobilization Modes for Continuous, Intermittent and Progressive passive movements.
- Pause Time : Programmable Extension/Flexion Pauses from 00 to 99 seconds.
- Treatment Time. : Programmable from 01 to 99 min.
- Inching Switch. : Starting position can be set according to the need of patient.
- Memory/Programme: 80 Pre-set treatment patterns are stored in memory.
- Open Programmes : 20 programmes are Free to store your own patterns.
- Displays. : Digital display of ROM settings Pause Time, Treatment Time and Graphic display of Mobilization modes.
- ROM Setting. : Programmable from 00 to 180 deg. and -90 to +90 degrees for all Shoulder movements.
- Height Adjustment : Electrically, by Push button switches.
- Arm Settings. : Right or Left arm can be set & exercised by little adjustments.
- Patient Safety : Patient can Stop / Interrupt treatment with hand held switch.
- Power Supply : 200-240 V AC at 50-60 Hz.





IMI : 1431

IMI : 1431 FINGER GONIOMETER (Stainless steel)

A simple & accurate device for measuring range of motion of small finger joints (I.P and M.P joints) Constructed of stainless steel. Comes in a pouch for storage. Unit measures about 14cm, in length.



IMI : 1432

IMI : 1432 GONIOMETER (180°) Stainless Steel:

A simple and accurate device to measure joint's range of motion. Stainless steel construction. Two 180° scale in opposite direction for convenient reading of all angles. Comes in a pouch for storage Unit measures about 50mm x 200mm, in length.



IMI : 1433

IMI : 1433 GONIOMETER (360°) (Aluminium):

Two 360 degree scales projecting in opposite directions around the dial for convenient reading. Aluminium sheet construction with a tension arm knob to hold when desired. Overall length 12". Comes in a beautiful pouch for storage.



IMI-1417

IMI : 1417 HAND DYNAMOMETER (25 Kg. Capacity) PORTABLE :-

Specifically designed spring scale to measure grip force from 2kg to 25kg is attached to a gripping unit that permits maximal isometric contraction. A knob on the metal frame permits instant adjustment to any hand size proportion. Scale provides immediate readout. All steel construction with bright chrome finish.

IMI : 4806 HAND EVALUATION KIT (IMPORTED):

Hydraulic Hand Dynamometer is designed for both routine screening work and for evaluating trauma or diseased hands. High quality cast aluminum model has an adjustable handle that can be placed in FIVE grip positions, the range allows a comfortable fit for almost any hand. A sealed hydraulic system registers force from 0 to 90 kgs. Set also consists one therapeutic Pinch Gauge that measures finger tip pinch force. Excellent for training and evaluating the pinch ability of the upper extremity prosthesis user. Indicator pin remains at highest level of strength. Model C5030 KIT.

Kit includes ONE each of:-

- * Jamar Hydraulic Hand Dynamometer.
- * Jamar Hydraulic Pinch Gauge.
- * Jamar 6" Finger Goniometer.
- * Comes in a convenient storage/carrying case.



IMI-4806


IMI : 1961 CAPTAIN'S LOG (Computerized Mental Gym):-

Comprehensive set of computerized cognitive training programs. The CD-ROM SOFTWARE consists of 33 multi-level "brain training" exercises designed to help develop & remediate attention, concentration memory, eye-hand Coordination, basic numeric concepts problem solving-reasoning skills, self-esteem and

self control. For Ages 6 and up. Comes with suitable work station.

NOTE; Internet connection is required for loading of SOFTWARE & Assistance in future from the company in USA.

IMI : 1403 LINEAR MOTION STEADINESS TEST APPARATUS. (ELE.)

Linear motion steadiness test unit is designed to progressively measure One's aspect of psychomotor control. Patient moves a ring stylus through a progressively increasing stainless steel rod to measure subject's performance of Hand movement. A beep gives the feed-back while stylus touches the rod. Distance of movement can be measured and Recorded.

IMI-1403



IMI-1404

IMI : 1404 PENCIL MAZE TEST BOARD :

This durable pencil maze can be used to assess coordination or learning problems. The bottom has a hard surface to prevent grooving, & it uses a paper to produce a permanent record of subject's performance. Can be used with blind-fold goggles. and provide feed-back of performances.

IMI : 1406 TREMOR QUANTIFIER (TALKING PEN):

A wonderfully motivating multi-sensory tool to improve fine motor coordination, visual-motor skills, mid-line crossing, form & directional understanding, motor control, auditory discrimination & Hand writing skills. The fiber-optic pen traces patterns. When its tip strays from the line, it senses a change in reflected light and activates auditory & visual feedback. Unit comes ready to use with preprinted pattern & instruction manual

IMI-1406



IMI-1443

IMI : 1443 FINGER DEXTERITY TEST (100 holes + Tweezer):

Tests manipulative dexterity of right & left hand, Measures dexterity in activities involving gross movements of fingers, hand & arm; also measures efficiency in activities involving primarily "tip of the finger" dexterity. Specialized test requires using tweezers to place pins in holes requires precision, steadiness, & a high degree of eye-hand coordination.

Set consists of:

* Laminated board has 100 holes to place in pegs.

* Tweezers * Plain pins * Screws & washers and nuts. 50 each.

IMI : 1446 COUNTING and COLOUR SORTING BEADS SET :

Manipulative for Counting, Color recognition, Eye-Hand co-ordination, Sorting, Pincer grasp and Upper extremity motor skills. The box contains Ten Stainless steel dowels & 100 plastic beads in 5 different colors. Beads are stacked on dowels to make patterns or color grouping.

IMI-1446



IMI-1448

IMI : 1448 PUZZLES PROGRAMME SET with Storage Case (Assorted Puzzles):

A plywood constructed compact puzzle storage case with set of 05 knobbed & plain puzzles have been specifically designed to provide exceptional children with much needed practice in eye-hand coordination and visual perception. Each puzzle is simple and provide success experiences as well as needed drill. Set contains Storage case & 05 Puzzles with large easy-to-fit pieces. Set of Puzzles consists One each of: *Animal *Bird. *Fruit *Transport. *Shapes.

IMI : 1572 MAGNETIC PEG BOARD (with 25 metal pegs)

A laminated board, fitted with 25 magnets of different resistance. Set comes with chrome plated 25 metal pegs, pegs are provided with different type of Grip and Finger holds.



IMI-1572

MULTI- ACTIVITIES WORK-STATION (UPPER EXTREMITY)

IMI : 1551



This multifunctional Upper Extremity Work-station let's you treat multiple patients simultaneously to encourage social interaction and permits many activities to be performed while sitting /standing and also provides storage space for the following 12 most recognized activities appropriate to a variety of patients.

WORKSTATION FEATURES:

1. Two, Wheelchair-accessible side shelves.
2. Two, Drop-out doors converting into workspace.
3. Lockable double doors for security.
4. Sturdy construction with durable laminated work surfaces.

IMI : 1575



PIPE ASSEMBLY UNIT, PVC

IMI : 1521A



DOOR LATCH FRAME SET

IMI : 1560



PINCH TREE

IMI : 1557



FIVE PEG BOARD

IMI : 1456



SHOULDER EXERCISE LADDER

IMI : 1443



FINGER DEXTERITY BOARD

IMI : 1478



HAND EXERCISE BOARD (VELCRO)

IMI : 1568



MULTI SHAPED PEG BOARD

IMI : 2832



HAND GYM KIT BOARD

IMI : 2813



SHOULDER ABDUCTION LADDER

IMI : 1441



HAND TOOL TEST FRAME

IMI : 1523



DRESSING FRAME SET OF 4

Product for increasing range of motion, improving hand-eye coordination, manipulation, and other perceptual motor functions of upper extremities.



VESTIBULATOR/SWING SYSTEM (WITH FIVE ATTACHMENT)



IMI : 1512 VESTIBULATOR/SWING SYSTEM

Vestibulator/swing system provides a wide range of therapy modules for Vestibular, Neuro-development and sensory Intigration therapy. System provides vertical stimulation and direct flexion, liner acceleration, rotational experiences and complete range of motion exercises. It also incorporates 360 degree vertical rotation system for a smooth, unrestricted range of movement to create vertical and rotational stimulation at the same time.

The swing system includes the following:

- * Durable metal frame with ball-bearing loaded Rotational Bar with suitable ropes & ascenders.
- * Prone net swing * Toddler Swing * Platform Swing * Disk Swing * Roll Swing * Thick Foam Mat.



System provides vertical Stimulation and direct flexion, liner acceleration, rotational experiences and complete range of motion exercises.

IMI : 1887

INDOOR ACTIVITY FUN GYM



IMI : 1887 INDOOR ACTIVITY FUN GYM :

This activity fun gym combines all the classic favorites found on the play ground and puts them inside your facility. Equipped with two stationary ladders, one removable ladder, one ramp and roll system, monkey bars, one 12 feet long rope and one climbing wall. Also provided with Two activity mattresses for the children safety.

INDOOR ACTIVITY FUN GYM :

Fun Gym consist the following:-

- *Stationery Ladders, :- 02
- *Removable Ladder :- 01
- *Ramp and Roll system :- 01
- *Monkey Bars :- 01
- *Climbing Wall :- 01
- *Rope Ladder :- 01
- *Activity Mattresses :- 02



IMI : 1515



IMI : 1515 BALL POOL, ROUND (with 500 balls):-

The dense foam padded mini Ball Pool is Soft, safe and perfect for small children. It provides an excellent sensory stimulating activity. The round pool is 120cm in diameter x 50cm high, & has 10cm thick padded sides. The pool contains 500 multi colour balls of 7cm or 8cm diameter. Pool side and bottom is covered with durable Rexene that easily wipes clean.

IMI : 1602



IMI : 1602 TRAMPOLINE (Balance Coordination Unit, 120cm)

Perfect for strengthening & coordination exercises. This unit encourages balance and muscular control even in an uncoordinated child. Unique construction absorbs shock of bounce and grip handle eliminates the fear of losing balance or falling. Children can perform various body-posture exercises while bouncing, encouraging confidence and a feeling of success. Platform is approx. 120cm in diameter.

IMI : 1891



IMI - 1891 TARGET-GAME (Hit & Score) :

Played like darts, dart ball set consist of Three plastics balls with velcro-hook strips, that when balls are thrown at a sturdy wall hanging target fitted with velcro-loop patches, ball stick to the target. Suitable for Eye-Hand Co-ordination.



OCCUPATIONAL THERAPY EQUIPMENT

EVALUATION SYSTEMS

- IMI : 1401 Steadiness Testor Hole Type (electrical).
- IMI : 1403 Linear Motion Test Apparatus (Elec.).
- IMI: 1406 Tremor Quantifier (talking pen).
- IMI: 1407 Hand Tapper Test Board (Elec.).
- IMI: 1410 Finger Tapper Test Board (Elec.).
- IMI: 1415 Pinch Gauge Electronic (tablemodel).
- IMI: 1417 Hand Dynamometer (25 kg. capacity) portable.
- IMI: 1418 Hand Dynamometer Electronic (100kgs.)
- IMI : 1429 Strength Evaluation System Electronic.
- IMI : 1431 Finger Goniometer Stainless Steel.
- IMI: 1432 Goniometer20c.m. (180 degree) Stainless Steel.
- IMI: 1433 Goniometer 30 c.m. (360 degree) Aluminium.
- IMI: 1434 Gravity Inclinometer.
- IMI: 1443 Tweezer Dexterty Test.
- IMI : 1444 Key Hole Test Board.
- IMI : 1446 Counting & Colour Sorting Beads Set.
- IMI : 1447 Colour Matching Plate Box Set.
- IMI : 4821 Jebsen Taylor Hand Function Test:
- IMI : 4822 Sensory Stimulation Activities Kit.-
- IMI : 4828 Loewenstein Occup. therapy Cognitive Assessment (lotca):
- IMI : 4830bruininks-oseretsky Test of Motor Proficiency
- IMI : 4831 Roeder Manipulative Aptitude Test
- IMI : 4832 Complete Minnesota Manual Dexterty Test
- IMI : 4833 Test Of Visual Perceptual Skills (non-motor)
- IMI : 4834 Tactile Activity Kit
- IMI : 4835 Peabody Development Motor Scales Second Edition
- IMI : 4836 Minnesota Test For Differential Diagnosis of Aphasia
- IMI : 4838 Language Activity Resource Kit (lark)
- IMI : 4839 Goldman-fristoe Test Of Articulation
- IMI : 1930 Visual Motor Development Remedial Activities (I-I)
- IMI : 1931 Visual Motor Development Remedial Activities, Upper Leve
- IMI : 1932 Test Of Visual Motor Skills, Lower Level (TVMS)
- IMI : 1933 Test Of Visual Motor Skills, Upper Level (TVMS)
- IMI : 1960 Sound-smart Auditory Attention Coach (beginner)
- IMI : 1961 Captain's Log (Computerized Mental Gym)

POSITIONING EQUIPMENT

- IMI: 1501 Relaxation Chair with Adjustable Incline
- IMI: 1502 Floor Sitter(comechair)
- IMI: 1503 Stand -In Frame (Adult)
- IMI: 1504 Stand-In Frame (Child)
- IMI: 1505 Stand-in- Table (one place).
- IMI: 1507 Standing Positioner (with activity tray).
- IMI : 1509 Vestibular Board large.

A.D.L. TRAINING UNIT

- IMI: 1521 Door-latch Frame Set.
- IMI: 1522 Electro Equipment Frame Set.
- IMI: 1523 Dressing Frame: Set of four frames

PEG BOARDS / PERCEPTUAL MOTOR

- IMI: 1551 Multi-Activities Work Station (U/E).
- IMI: 1552 Mushroom Board (10 pegs & 10 tops).
- IMI: 1553 Posting Box (6 different shape pegs)
- IMI: 1555 Pegs & Shapes (4pegs & 4 shapes).
- IMI: 1557 Pegs & Shapes (4pegs & 4 shapes)
- IMI: 1558 Ten Peg Board (100 pegs).
- IMI: 1561 Square Peg Board (20 pegs).
- IMI: 1562 Graded Square Peg Board (25 pegs).
- IMI: 1564 Round peg board (20pegs).
- IMI: 1565 Graded Round Peg Board (25 pegs) .
- IMI: 1567 Cylinder Peg Board (25 pegs).
- IMI : 1568 Multi Shaped Peg Board.
- IMI : 1570 Math Puzzle Peg Board (Wall Mounting).
- IMI : 1573 Magnetic Peg Board (Magic Square) with 9 Pegs.
- IMI: 1581 Depth Perception Peg Board Set.
- IMI : 1582 Size Perception Round Board Set.
- IMI: 1591 Pyramid Round.
- IMI: 1592 Pyramid Square.

REHABILITATION / OCCUPATIONAL MACHINES

- IMI : 1652 Fret Saw Machine (cycle type) in two parts.
- IMI: 1653 Fret saw machine (Treadle type) in two parts.
- IMI: 1661 Plastic Moulding Machine with Ball Pen Moulds.

ASK FOR COMPLETE CATALOGUE

India Medico Instruments, P. Box 1383, Delhi-110 006

IMI : 2932



IMI : 2832



IMI : 2933



IMI : 3141



IMI : 2801



IMI : 4103



IMI : 2948



IMI : 2728



IMI : 1503



CE



REGD. OFFICE: 110042 DELHI

INDIA MEDICO INSTRUMENTS

S-46, BADLI INDUSTRIAL ESTATE, PHASE-1, DELHI-110042

Email

imi@indiamedico.com
indiamedico@hotmail.com
indiamedico@outlook.com
imi@hotmail.co.in

PHONE

Office : 91-11-47323811
Works : 91-11-27853759, 27854071
Mobile : 09810362656, 09811433711, 09811433811

Website

www.indiamedico.com
www.indiamedicoinstruments.com
www.panchakarmaproducts.com